Report Structure

1

2

3

4



1
2
3



1
2
70%
3 3 5000 60-120



1
2
3 100

¾

2018

2 4

2 5 6 2018

2018

□

9 2 25
2018

¾

1 31

70%

□

9 10 14

□

9 2 7

¾ **100**

9 2 2 100

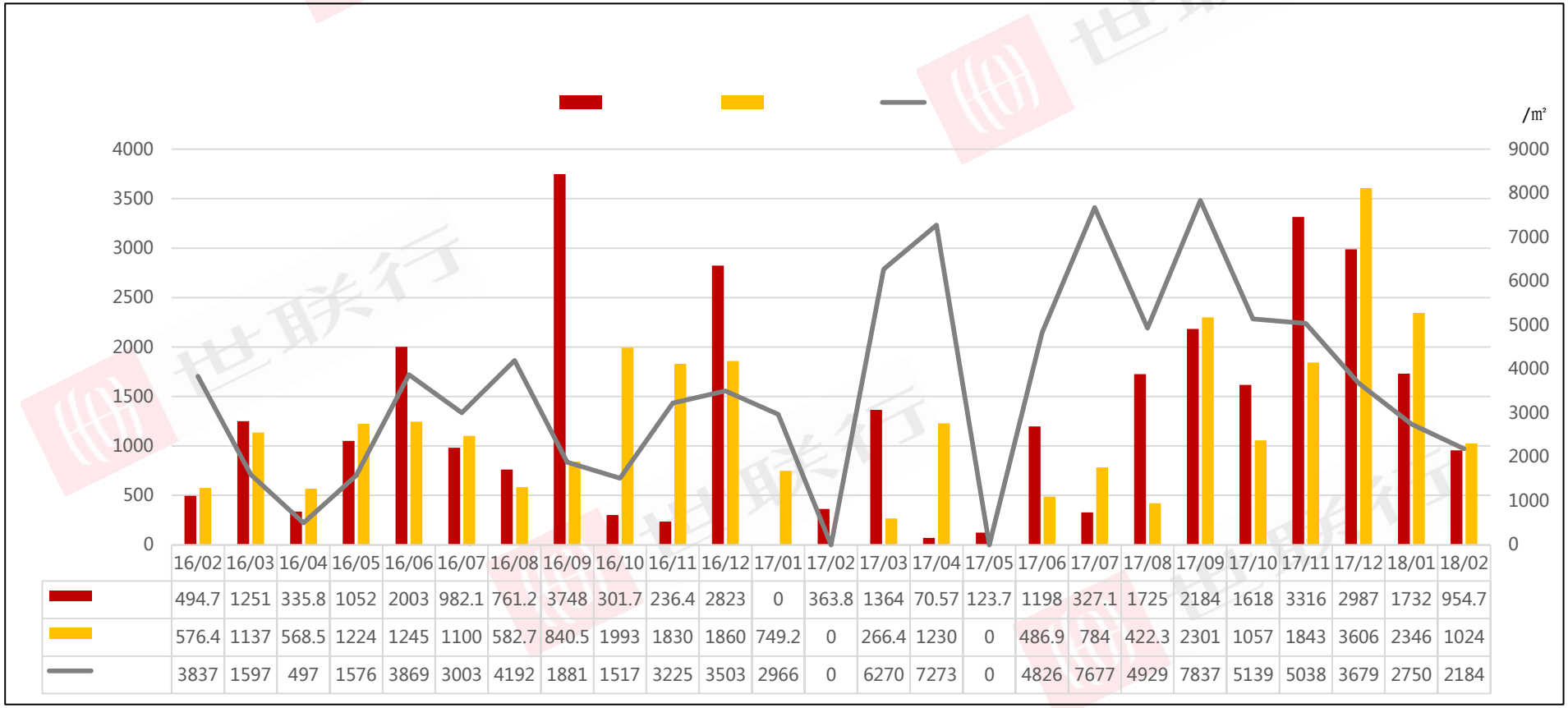

	16/02	16/03	16/04	16/05	16/06	16/07	16/08	16/09	16/10	16/11	16/12	17/01	17/02	17/03	17/04	17/05	17/06	17/07	17/08	17/09	17/10	17/11	17/12	18/01	18/02
	494.7	1251	335.8	1052	2003	982.1	761.2	3748	301.7	236.4	2823	0	363.8	1364	70.57	123.7	1198	327.1	1725	2184	1618	3316	2987	1732	954.7
	576.4	1137	568.5	1224	1245	1100	582.7	840.5	1993	1830	1860	749.2	0	266.4	1230	0	486.9	784	422.3	2301	1057	1843	3606	2346	1024
	3837	1597	497	1576	3869	3003	4192	1881	1517	3225	3503	2966	0	6270	7273	0	4826	7677	4929	7837	5139	5038	3679	2750	2184

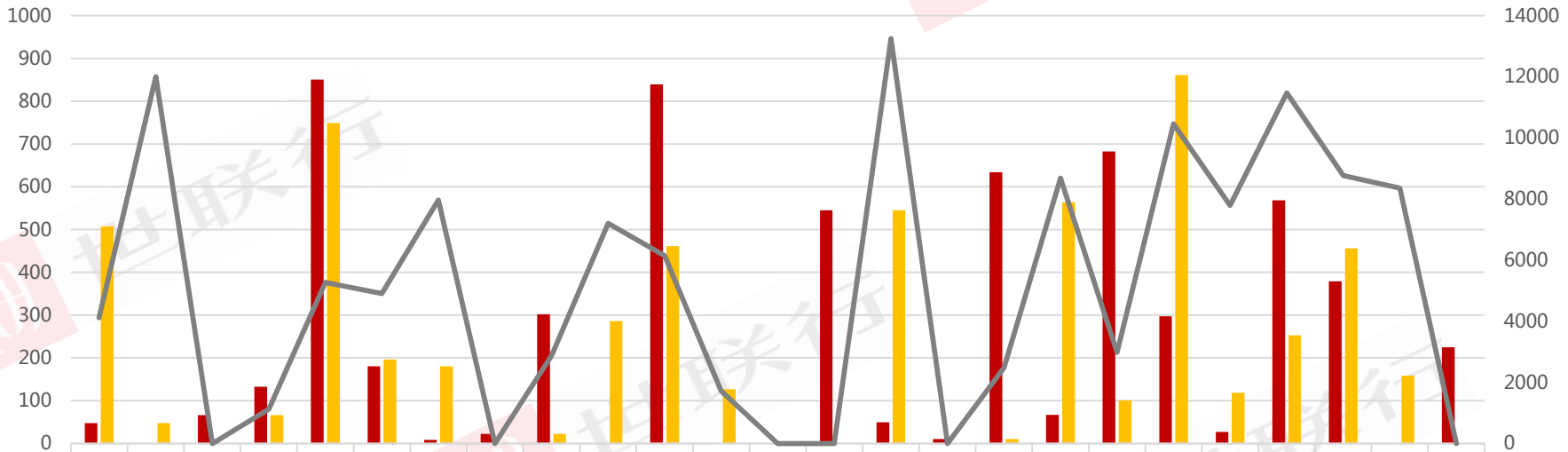

	16/02	16/03	16/04	16/05	16/06	16/07	16/08	16/09	16/10	16/11	16/12	17/01	17/02	17/03	17/04	17/05	17/06	17/07	17/08	17/09	17/10	17/11	17/12	18/01	18/02
	47.57	0	66.42	132.7	850.8	180.2	8.1	21.95	301.7	0	839.7	0	0	545	49.25	10.1	634.3	66.64	682.6	297.3	27.15	568.1	379.3	0	225.2
	507.4	47.57	0	66.42	749.2	196.1	180.2	0	21.95	285.8	461.1	126.9	0	0	545	0	10.1	563.6	100.5	861.5	118.3	252.6	456.4	158.2	0
	4120	11999	0	1125	5268	4903	7966	0	2882	7200	6142	1719	0	0	13251	0	2478	8679	2979	10459	7793	11472	8765	8356	0

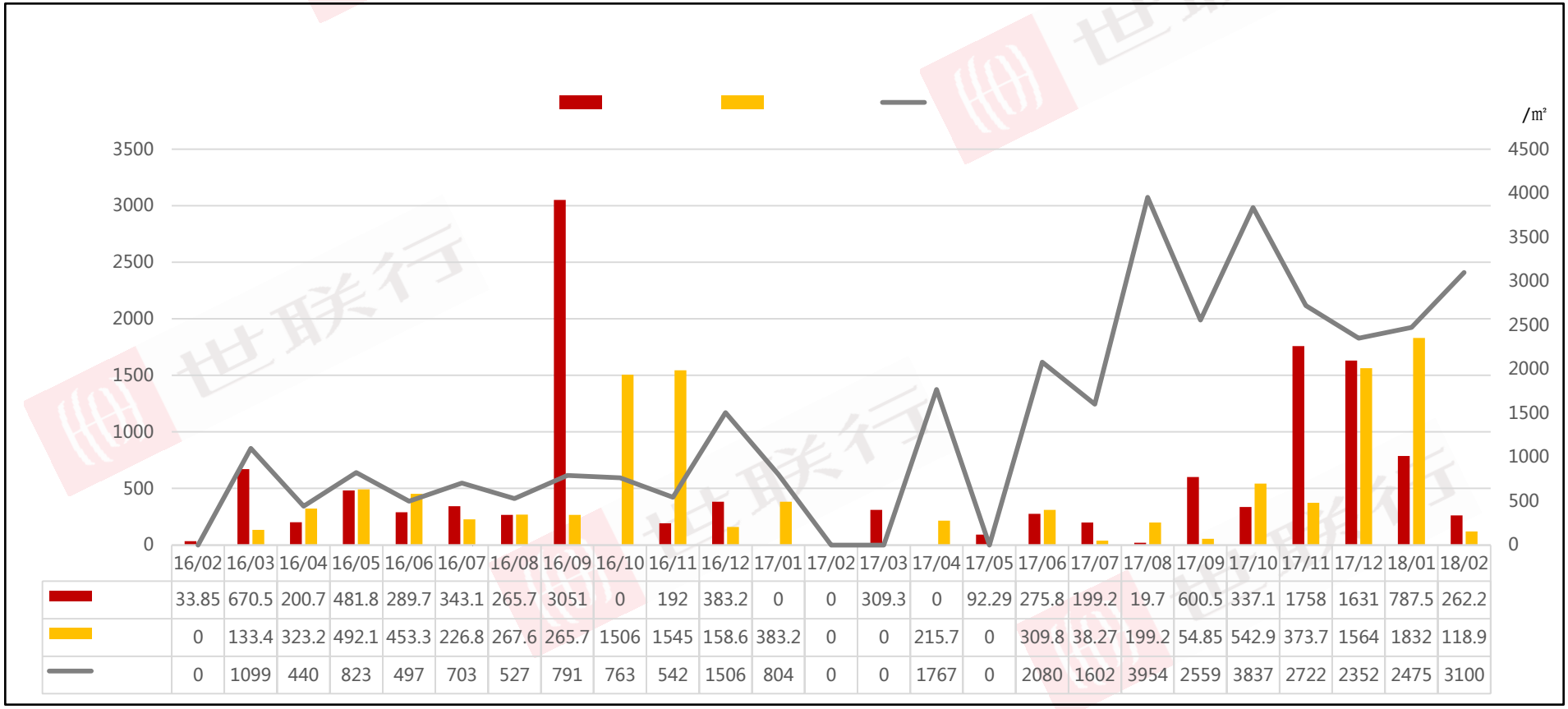

	16/02	16/03	16/04	16/05	16/06	16/07	16/08	16/09	16/10	16/11	16/12	17/01	17/02	17/03	17/04	17/05	17/06	17/07	17/08	17/09	17/10	17/11	17/12	18/01	18/02
	33.85	670.5	200.7	481.8	289.7	343.1	265.7	3051	0	192	383.2	0	0	309.3	0	92.29	275.8	199.2	19.7	600.5	337.1	1758	1631	787.5	262.2
	0	133.4	323.2	492.1	453.3	226.8	267.6	265.7	1506	1545	158.6	383.2	0	0	215.7	0	309.8	38.27	199.2	54.85	542.9	373.7	1564	1832	118.9
	0	1099	440	823	497	703	527	791	763	542	1506	804	0	0	1767	0	2080	1602	3954	2559	3837	2722	2352	2475	3100

□ & 8 2 6

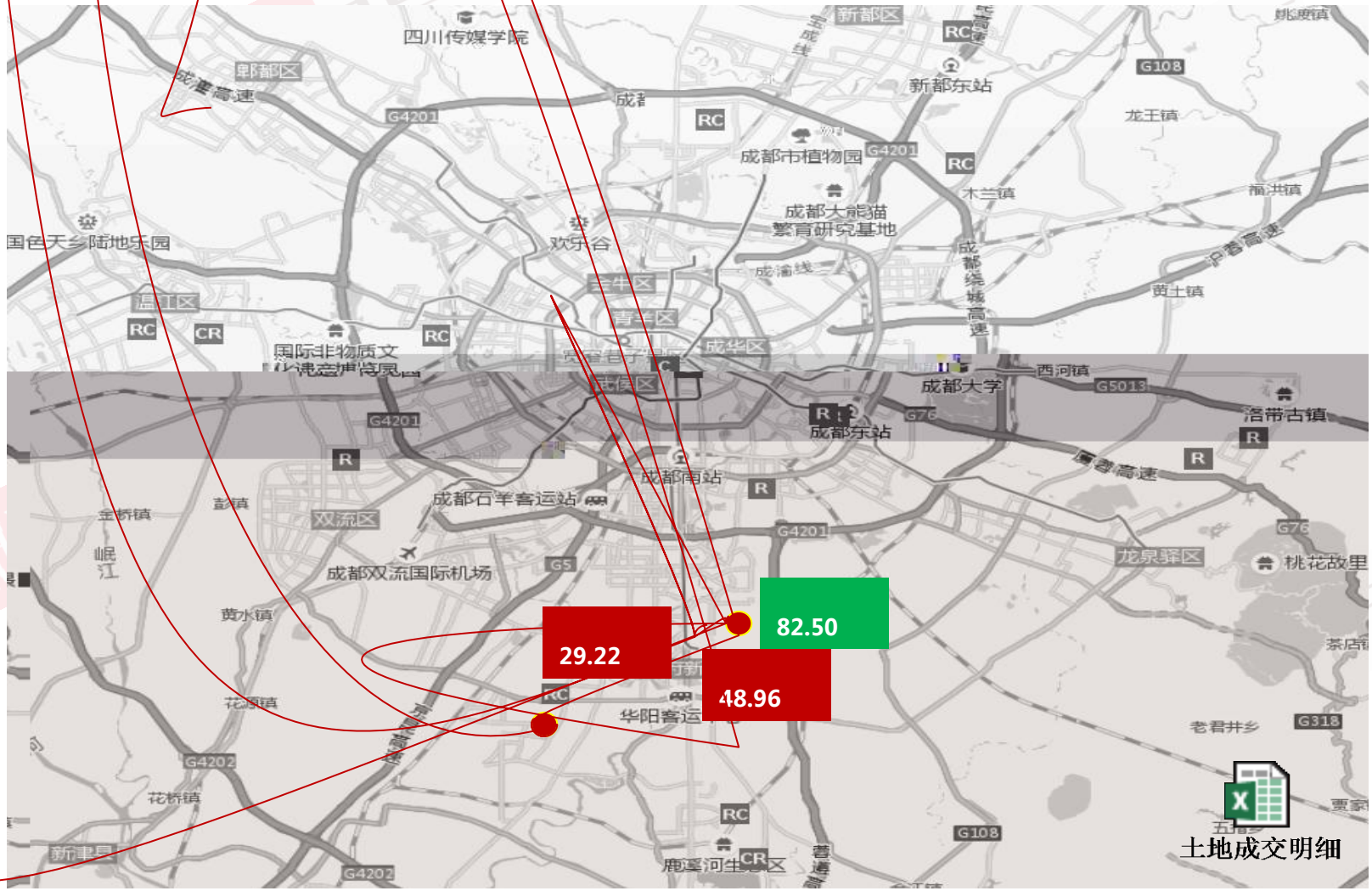

四川传媒学院
新都区
新都东站
成都市植物园
成都大熊猫繁育研究基地
欢乐谷
国色天乡陆地乐园
温江区
青羊区
成华区
成都大学
成都东站
成都南站
成都石羊客运站
双流区
成都双流国际机场
龙泉驿区
桃花故里
洛带古镇
华阳客运
鹿溪河生态区
老君井乡
新津县
土地成交明细
82.50
29.22
48.96

□ & 10 1 9

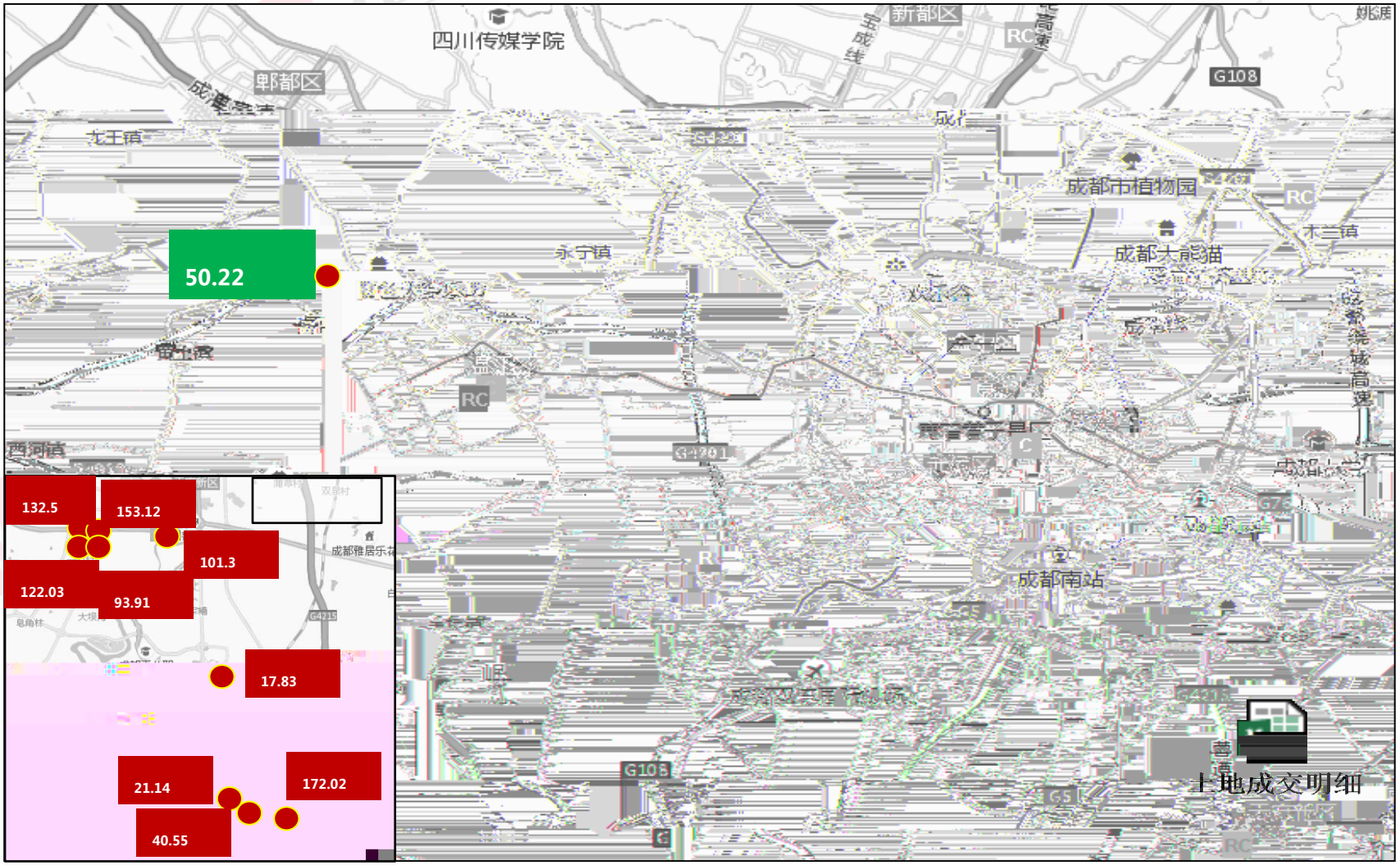
四川传媒学院
新都区
郫都区
龙王镇
永宁镇
成都市植物园
成都大熊猫
成都南站
50.22
132.5
153.12
101.3
122.03
93.91
17.83
21.14
172.02
40.55
土地成交明细

Report Structure

-

□	191.28 ㎡	34.98%	27.00%
□	9659 /㎡	3.99%	22.13%
□	6.0		

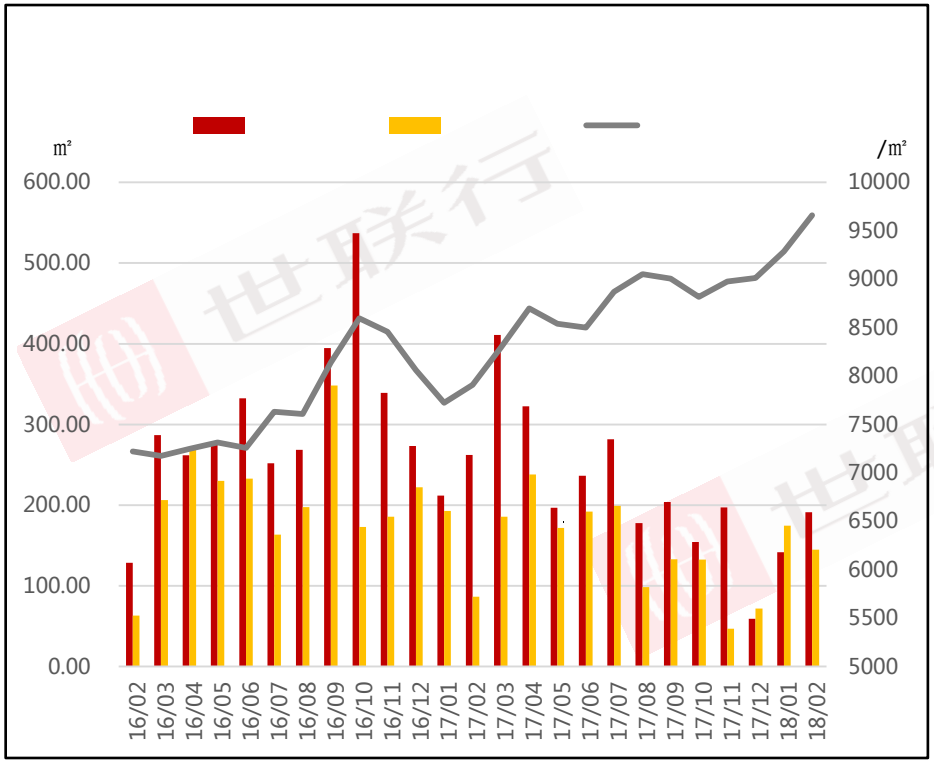

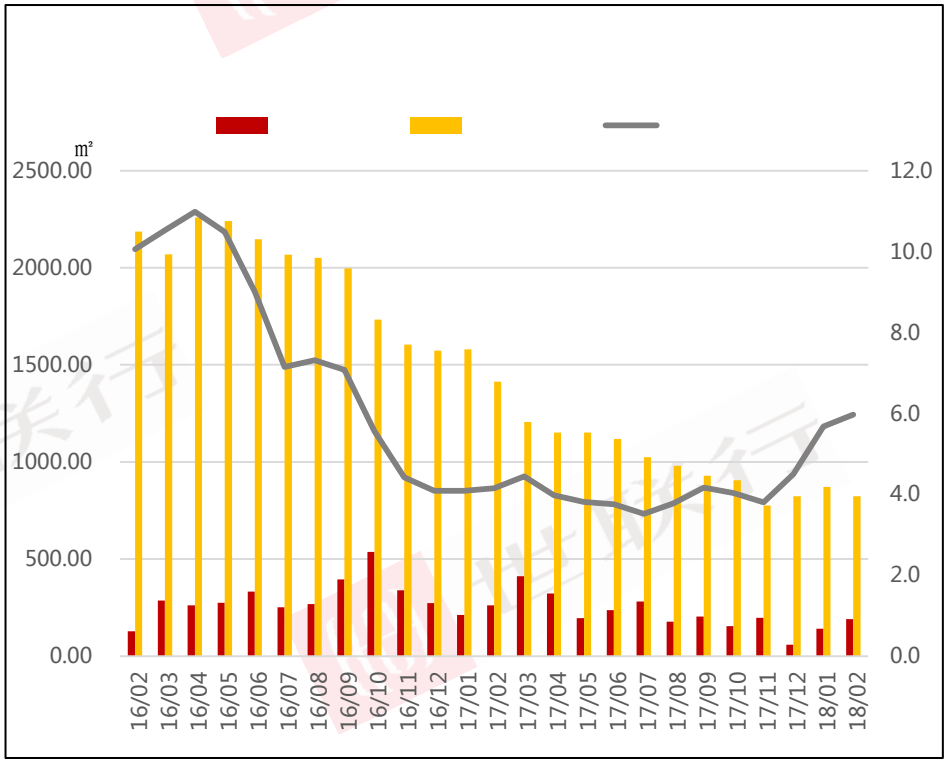

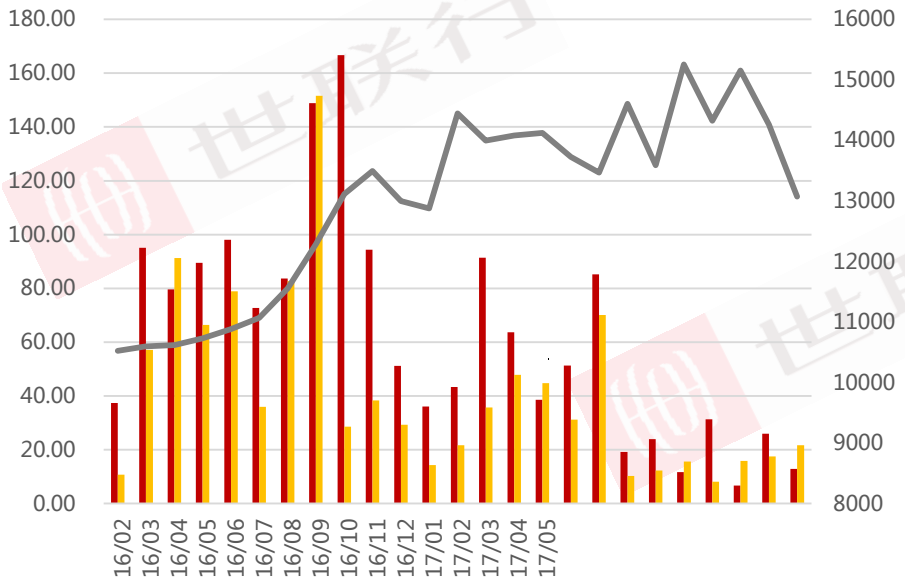
180.00
160.00
140.00
120.00
100.00
80.00
60.00
40.00
20.00
0.00
16000
15000
14000
13000
12000
11000
10000
9000
8000
16/02
16/03
16/04
16/05
16/06
16/07
16/08
16/09
16/10
16/11
16/12
17/01
17/02
17/03
17/04
17/05

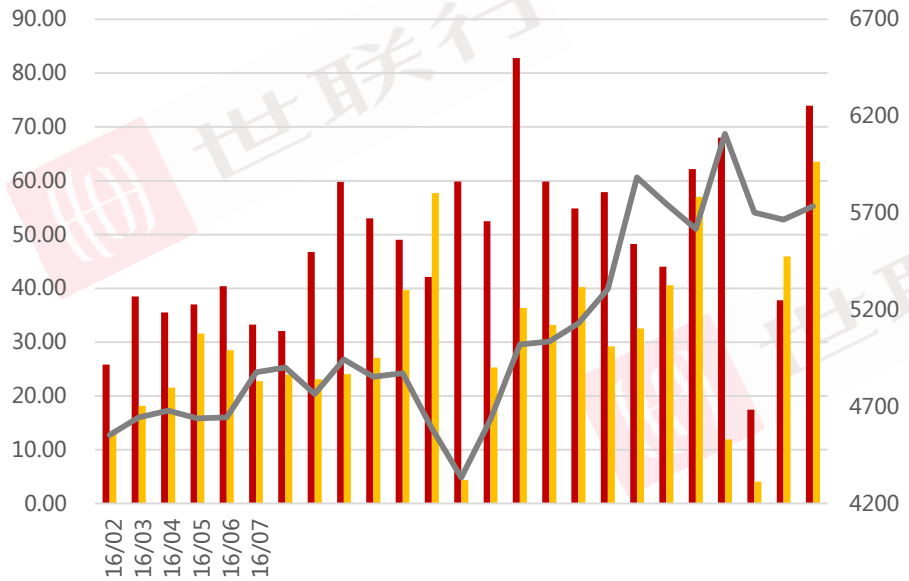
90.00
80.00
70.00
60.00
50.00
40.00
30.00
20.00
10.00
0.00
6700
6200
5700
5200
4700
4200
16/02
16/03
16/04
16/05
16/06
16/07

□	21.64 ㎡	23.39%	0.20%
□	59.78 ㎡	46.20%	0.92%
□	63.51 ㎡	38.25%	1356.69%

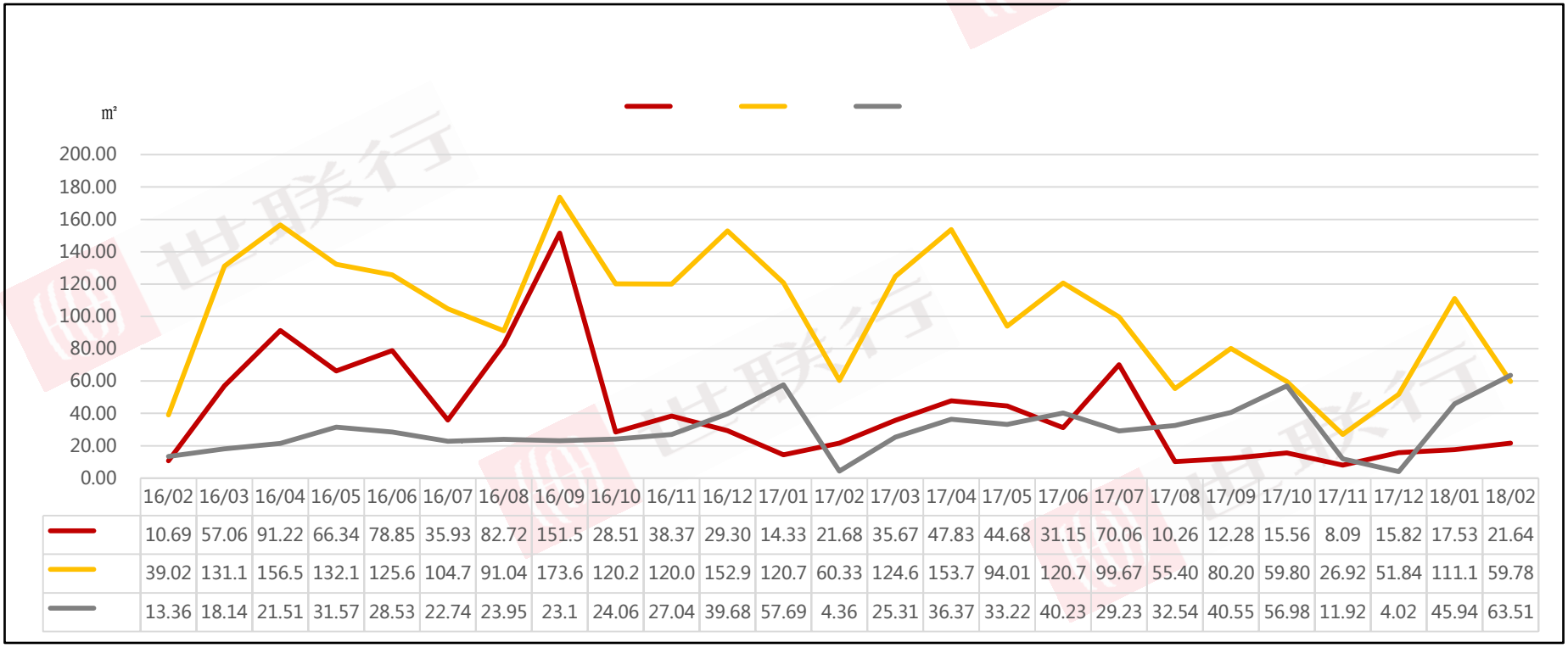

	16/02	16/03	16/04	16/05	16/06	16/07	16/08	16/09	16/10	16/11	16/12	17/01	17/02	17/03	17/04	17/05	17/06	17/07	17/08	17/09	17/10	17/11	17/12	18/01	18/02
	10.69	57.06	91.22	66.34	78.85	35.93	82.72	151.5	28.51	38.37	29.30	14.33	21.68	35.67	47.83	44.68	31.15	70.06	10.26	12.28	15.56	8.09	15.82	17.53	21.64
	39.02	131.1	156.5	132.1	125.6	104.7	91.04	173.6	120.2	120.0	152.9	120.7	60.33	124.6	153.7	94.01	120.7	99.67	55.40	80.20	59.80	26.92	51.84	111.1	59.78
	13.36	18.14	21.51	31.57	28.53	22.74	23.95	23.1	24.06	27.04	39.68	57.69	4.36	25.31	36.37	33.22	40.23	29.23	32.54	40.55	56.98	11.92	4.02	45.94	63.51

□	12.84 ㎡	50.47%	70.38%
□	104.50 ㎡	33.97%	34.21%
□	73.94 ㎡	95.67%	23.55%

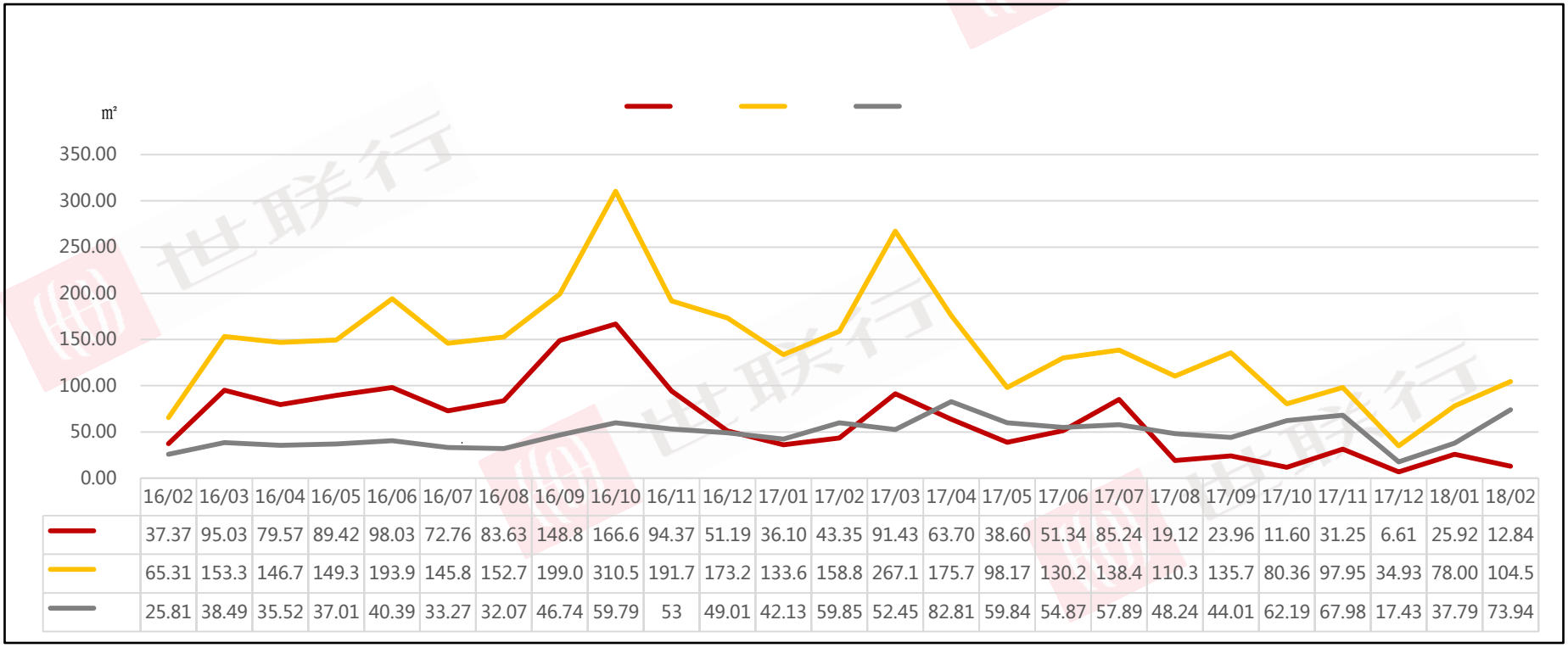

	16/02	16/03	16/04	16/05	16/06	16/07	16/08	16/09	16/10	16/11	16/12	17/01	17/02	17/03	17/04	17/05	17/06	17/07	17/08	17/09	17/10	17/11	17/12	18/01	18/02
	37.37	95.03	79.57	89.42	98.03	72.76	83.63	148.8	166.6	94.37	51.19	36.10	43.35	91.43	63.70	38.60	51.34	85.24	19.12	23.96	11.60	31.25	6.61	25.92	12.84
	65.31	153.3	146.7	149.3	193.9	145.8	152.7	199.0	310.5	191.7	173.2	133.6	158.8	267.1	175.7	98.17	130.2	138.4	110.3	135.7	80.36	97.95	34.93	78.00	104.5
	25.81	38.49	35.52	37.01	40.39	33.27	32.07	46.74	59.79	53	49.01	42.13	59.85	52.45	82.81	59.84	54.87	57.89	48.24	44.01	62.19	67.98	17.43	37.79	73.94



	16/02	16/03	16/04	16/05	16/06	16/07	16/08	16/09	16/10	16/11	16/12	17/01	17/02	17/03	17/04	17/05	17/06	17/07	17/08	17/09	17/10	17/11	17/12	18/01	18/02
	10524	10599	10616	10730	10880	11066	11552	12285	13113	13494	12995	12878	14447	13998	14084	14124	13727	13466	14603	13589	15258	14325	15153	14264	13071
	6045	5888	5911	5925	5949	6225	6246	6457	6702	7722	7247	6867	7014												

□ 6.21 ㎡ 5.59 ㎡

563.56% 2.26%

□ 12.43 ㎡ 5.30 ㎡

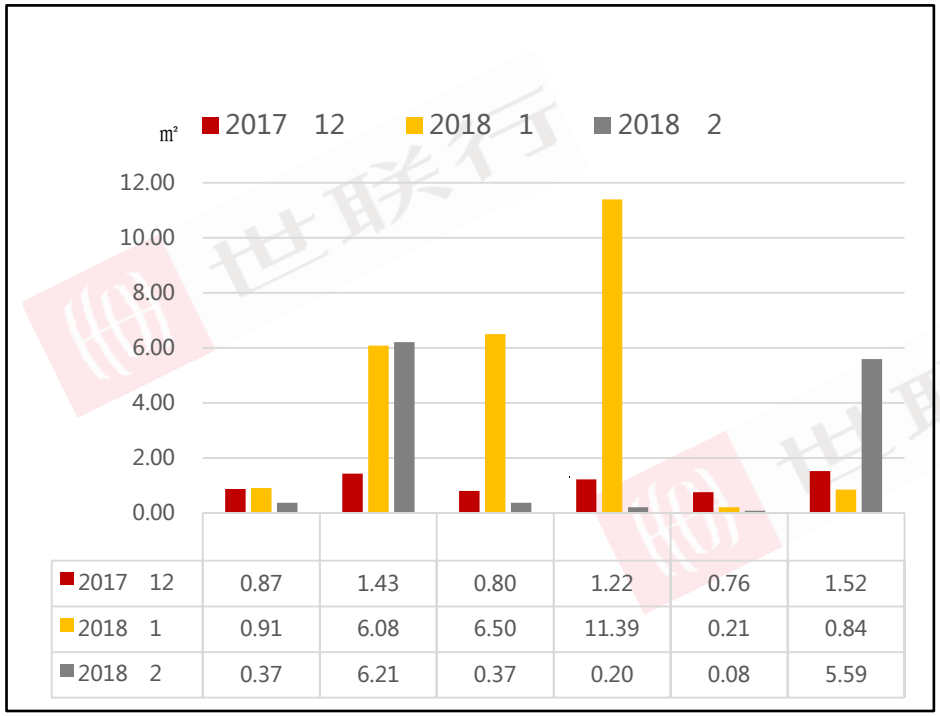

2017 12	0.87	1.43	0.80	1.22	0.76	1.52
2018 1	0.91	6.08	6.50	11.39	0.21	0.84
2018 2	0.37	6.21	0.37	0.20	0.08	5.59

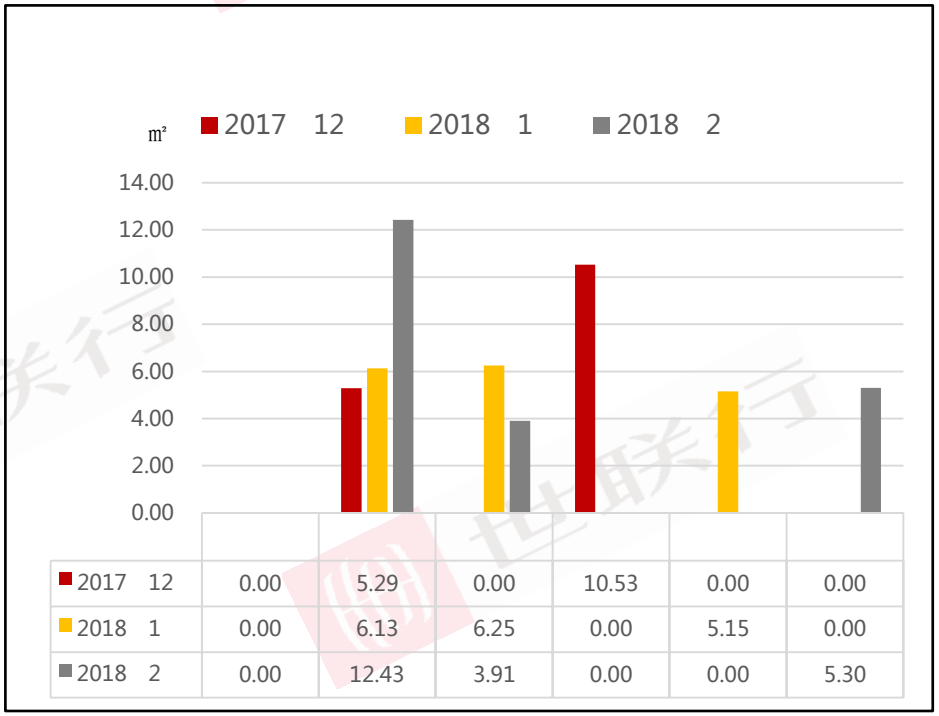

2017 12	0.00	5.29	0.00	10.53	0.00	0.00
2018 1	0.00	6.13	6.25	0.00	5.15	0.00
2018 2	0.00	12.43	3.91	0.00	0.00	5.30

□ 36.88 ㎡ 19.94 ㎡

927.36% 152.00%

□ 23.36 ㎡ 12.52 ㎡

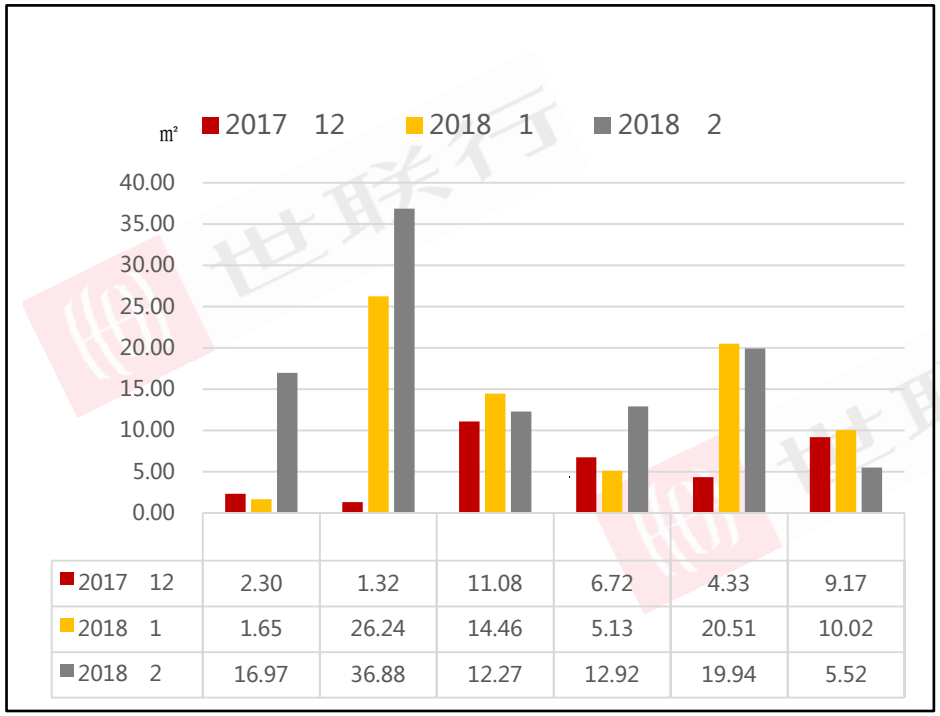

2017 12	2.30	1.32	11.08	6.72	4.33	9.17
2018 1	1.65	26.24	14.46	5.13	20.51	10.02
2018 2	16.97	36.88	12.27	12.92	19.94	5.52

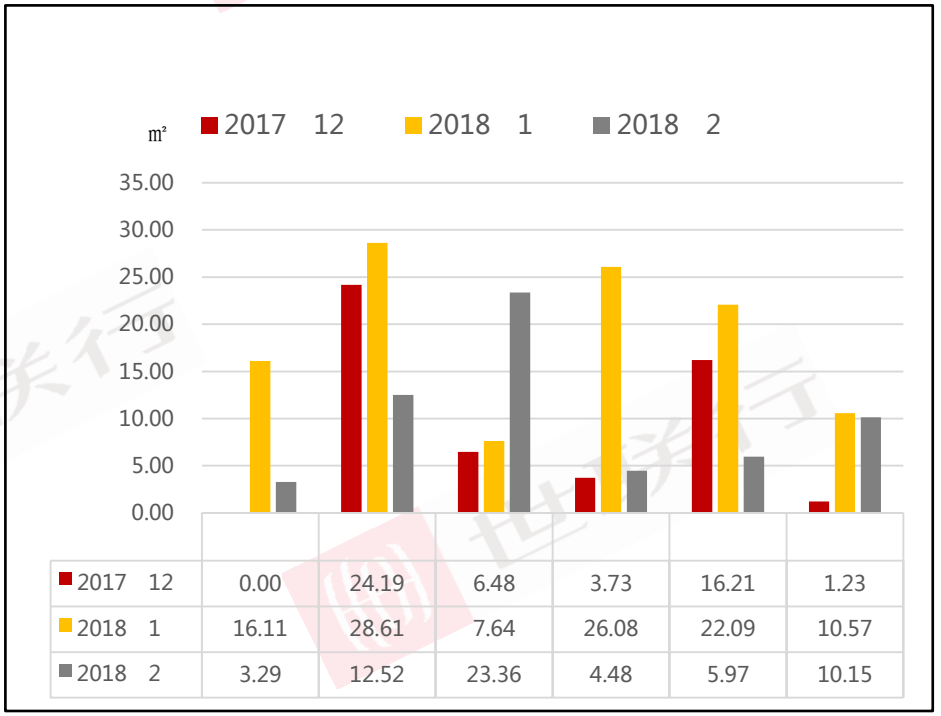

2017 12	0.00	24.19	6.48	3.73	16.21	1.23
2018 1	16.11	28.61	7.64	26.08	22.09	10.57
2018 2	3.29	12.52	23.36	4.48	5.97	10.15

□ 26.08 ㎡ 10.30 ㎡

856.54% 572.33%

□ 25.48 ㎡ 13.65 ㎡

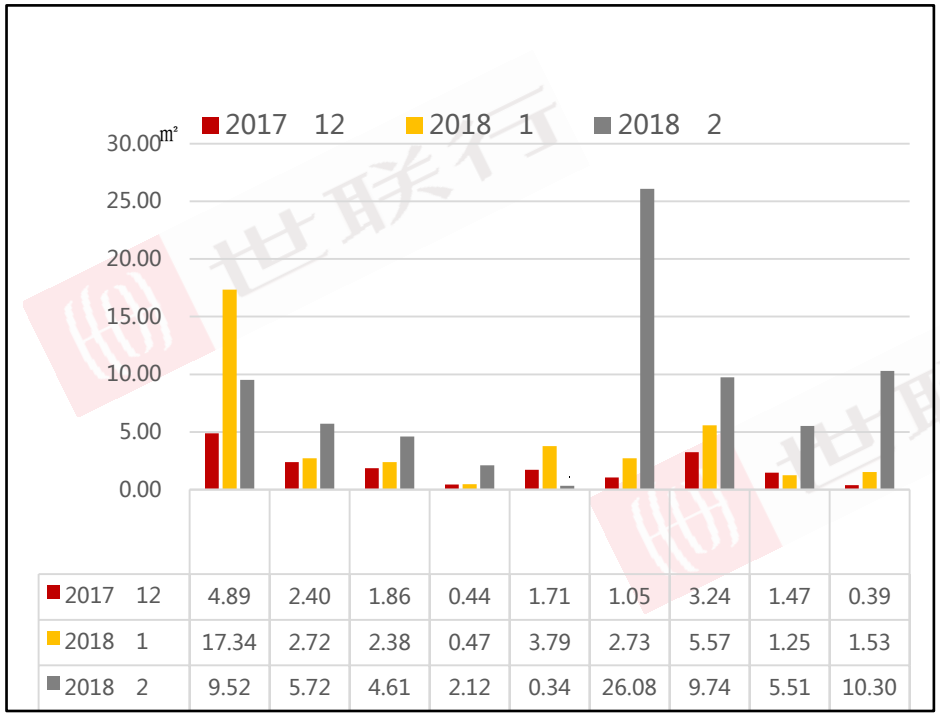

2017 12	4.89	2.40	1.86	0.44	1.71	1.05	3.24	1.47	0.39
2018 1	17.34	2.72	2.38	0.47	3.79	2.73	5.57	1.25	1.53
2018 2	9.52	5.72	4.61	2.12	0.34	26.08	9.74	5.51	10.30

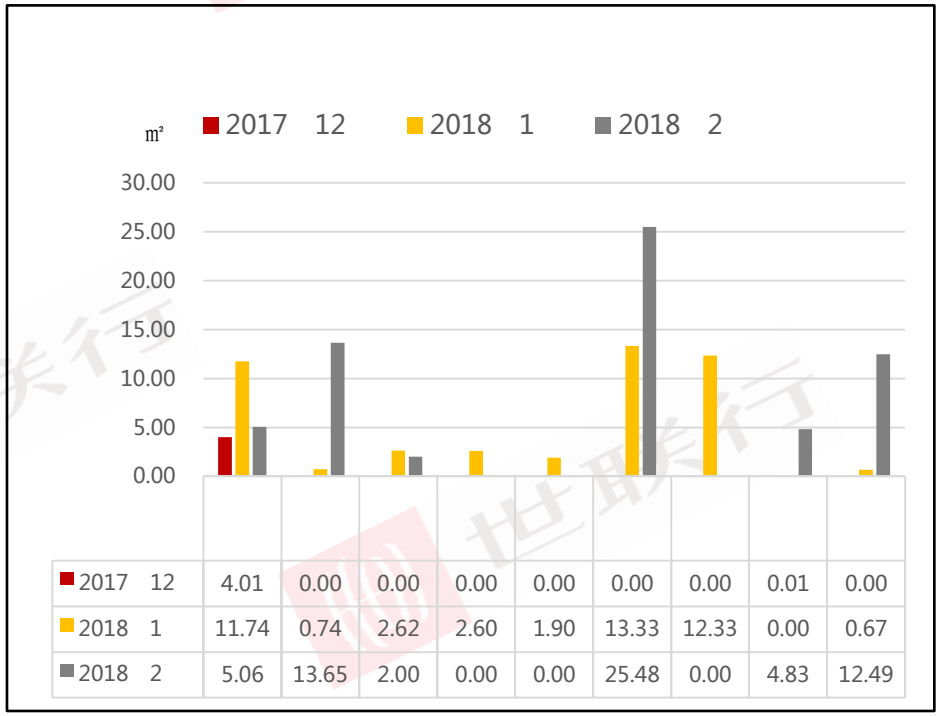

2017 12	4.01	0.00	0.00	0.00	0.00	0.00	0.00	0.01	0.00
2018 1	11.74	0.74	2.62	2.60	1.90	13.33	12.33	0.00	0.67
2018 2	5.06	13.65	2.00	0.00	0.00	25.48	0.00	4.83	12.49

& 94.39%

- & 144.92 ㎡ 12.65% 60.19%
- & 14291 13489 94.39%

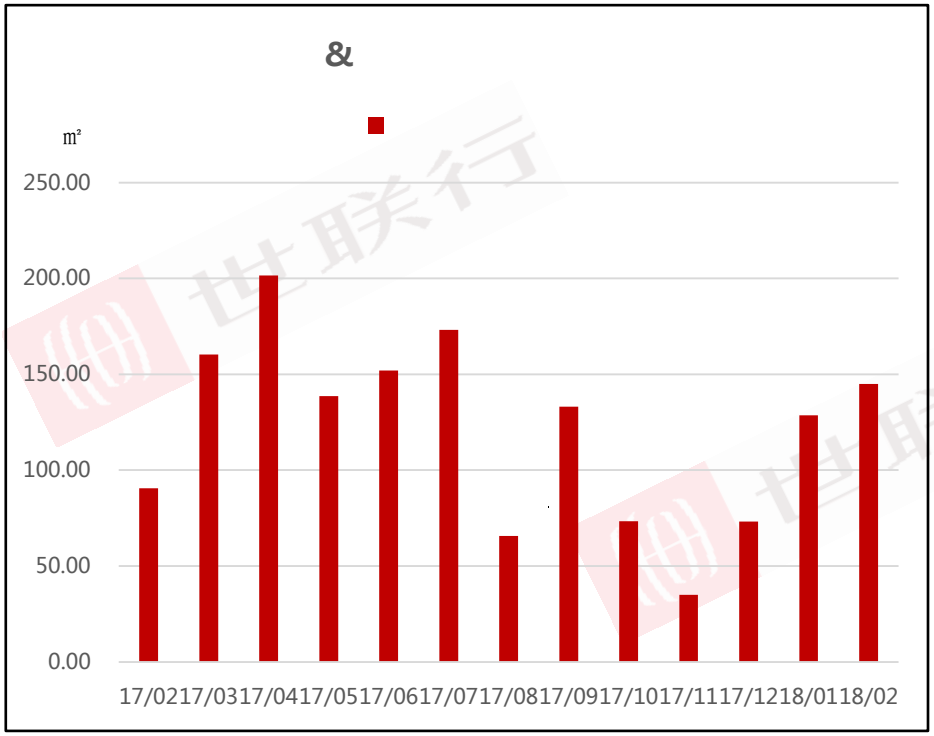

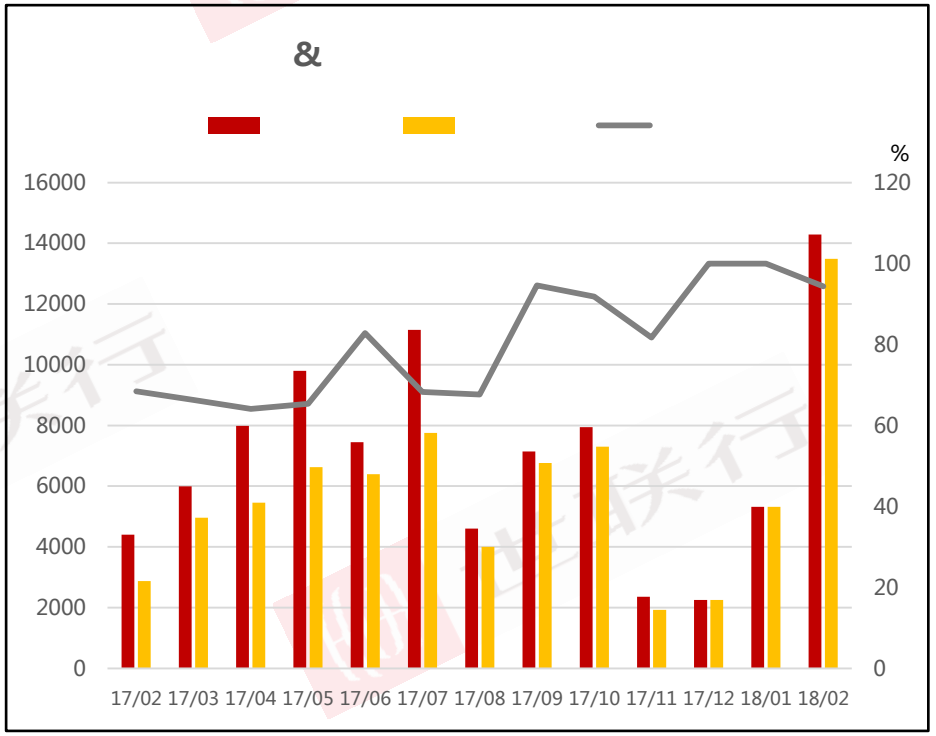

:

□	2.52 ㎡	60.58%	61.35%
□	2.08 ㎡	180.94%	58.64%
□	13227 /㎡	0.43%	2.66%

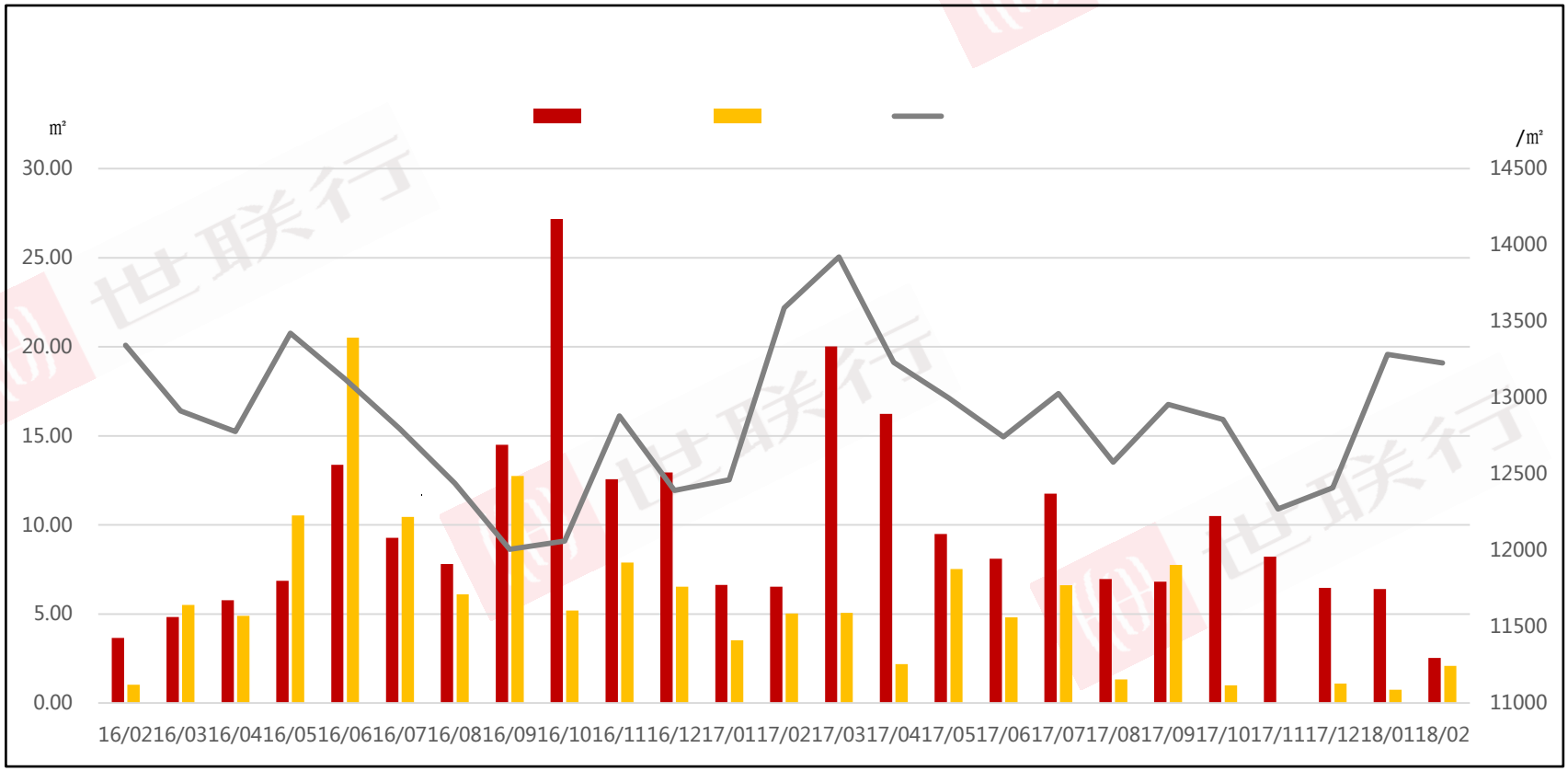

0.51 ㎡ 30.21%

0.30 ㎡ 18.17%

□ 1.66 ㎡



				%					%
	，	2018/2/28	120	100		， ，	2018/2/8	542	100
		2018/2/28	353	84.99	8	，	2018/2/8	719	100
		2018/2/28	238	100		，	2018/2/8	254	3.54
	，	2018/2/28	477	99.58			2018/2/8	294	31.97
		2018/2/27	472	100			2018/2/8	320	100
		2018/2/25	382	91.62			2018/2/8	94	100
		2018/2/24	324	100		，	2018/2/8	1530	100
		2018/2/13	270	100			2018/2/7	432	100
	，	2018/2/12	349	100			2018/2/7	236	94.07
		2018/2/12	252	80.56			2018/2/7	486	100
		2018/2/11	364	100			2018/2/7	120	97.5
		2018/2/11	767	100			2018/2/6	184	98.37
		2018/2/11	672	87.8			2018/2/6	914	99.67
		2018/2/10	496	100			2018/2/5	232	80.6
		2018/2/10	104	59.62			2018/2/3	258	100
		2018/2/10	386	100			2018/2/2	544	100
		2018/2/10	182	100			2018/2/2	72	59.72
		2018/2/9	242	100			2018/2/1	448	100
		2018/2/9	162	100					

TOP10						
				(㎡)	( )	(/㎡)
1			541	**6.12**	6.96	11375
2			641	**5.04**	5.52	10960
3			30	**0.32**	0.28	8588
4			8	**0.24**	0.83	33854
5			14	**0.19**	0.80	40953
6			4	**0.12**	0.58	48084
7			12	**0.10**	0.18	17313
8			3	**0.10**	0.18	17956
9			5	**0.06**	0.09	13739
10			2	**0.04**		

TOP10						
				(㎡)	( )	(/㎡)
1			642	**6.53**	5.43	8317
2			544	**6.11**	4.34	7100
3			605	**5.79**	3.59	6198
4			496	**5.21**	4.48	8600
5			470	**4.76**	2.46	5178
6			433	**4.31**	2.43	5633
7			381	**4.02**	2.04	5088
8			377	**3.88**	3.32	8550
9			386	**3.71**	2.54	6844
10			238	**3.68**	2.21	6020

TOP10						
				(㎡)	( )	(/㎡)
1			6	**0.30**	0.65	21505

世联行

Report Structure

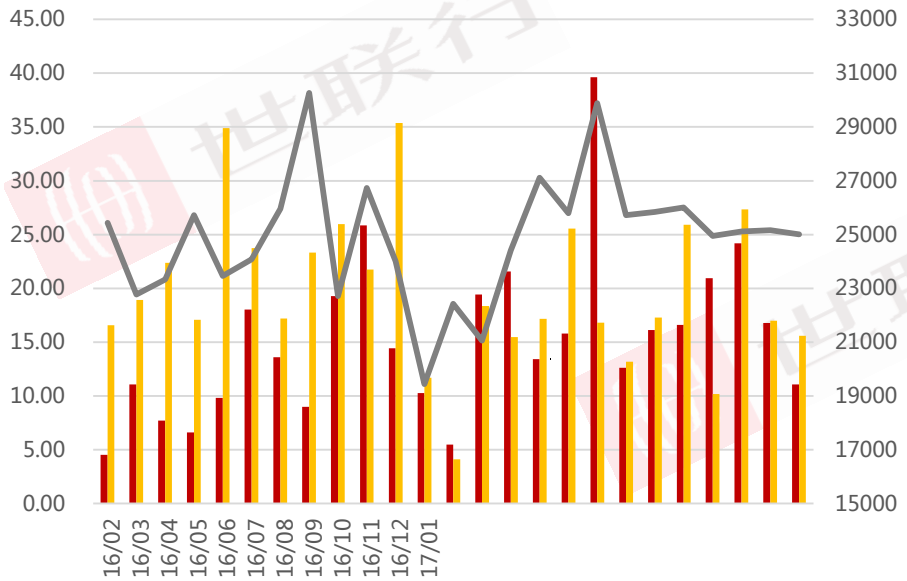
45.00
40.00
35.00
30.00
25.00
20.00
15.00
10.00
5.00
0.00
33000
31000
29000
27000
25000
23000
21000
19000
17000
15000
16/02
16/03
16/04
16/05
16/06
16/07
16/08
16/09
16/10
16/11
16/12
17/01

-

□	4.09 ㎡	53.11%	85.34%
□	32899 /㎡	7.41%	27.33%
□	61.5		

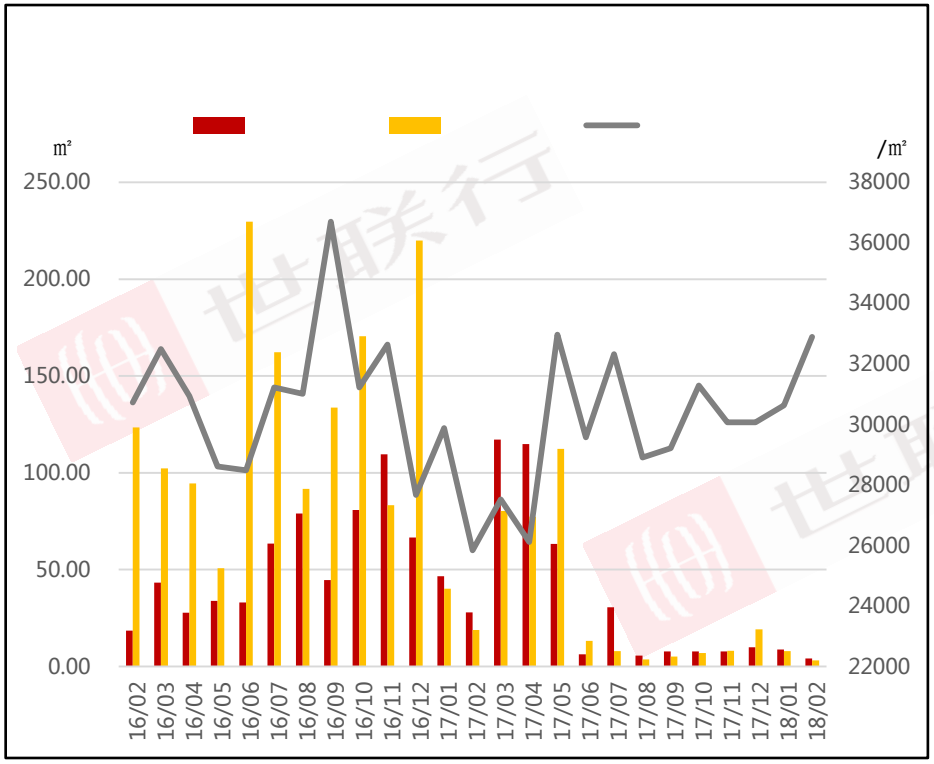

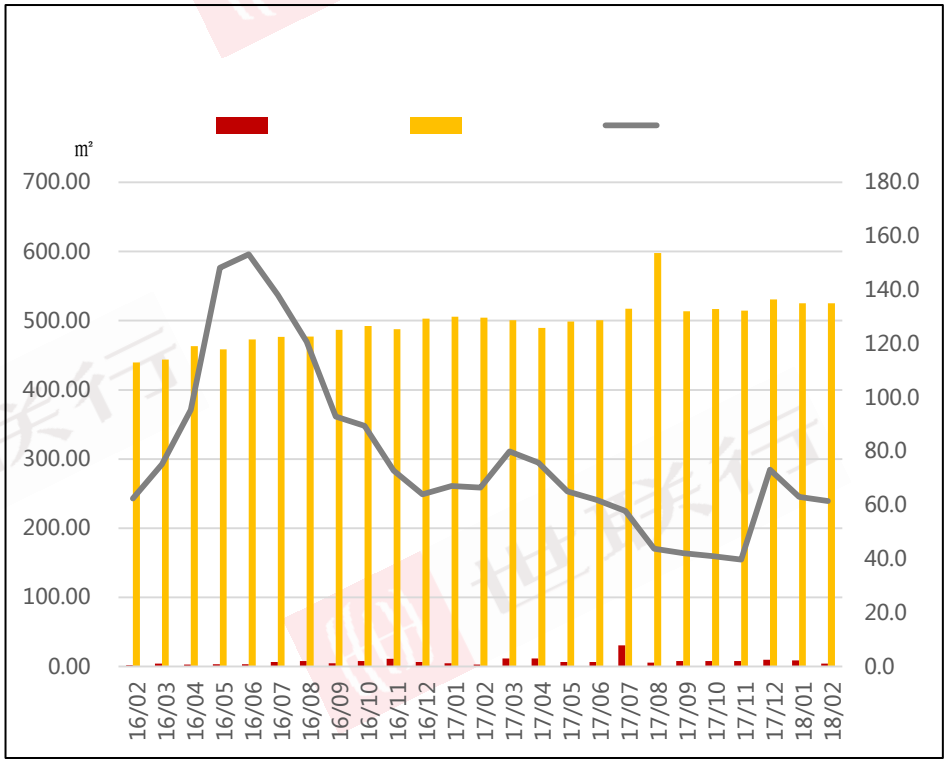

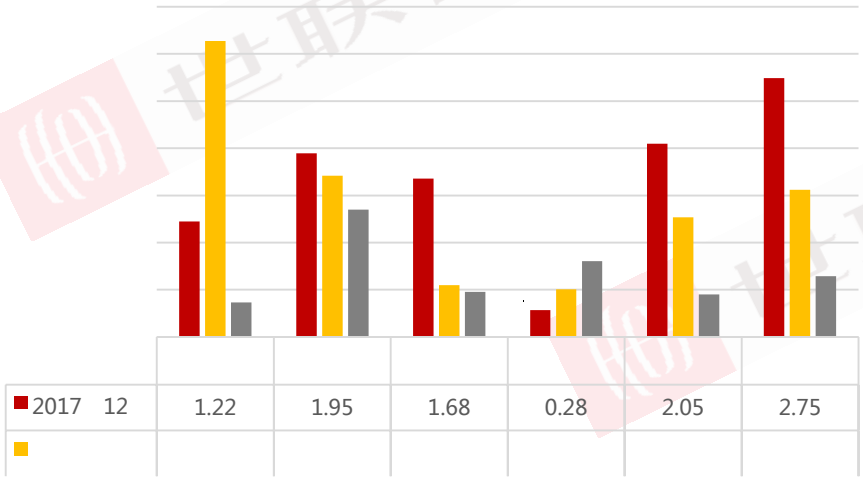

2017 12	1.22	1.95	1.68	0.28	2.05	2.75

-

□	6.98 ㎡	13.19%	160.47%
□	20851 /㎡	2.00%	14.30%
□	47.1		

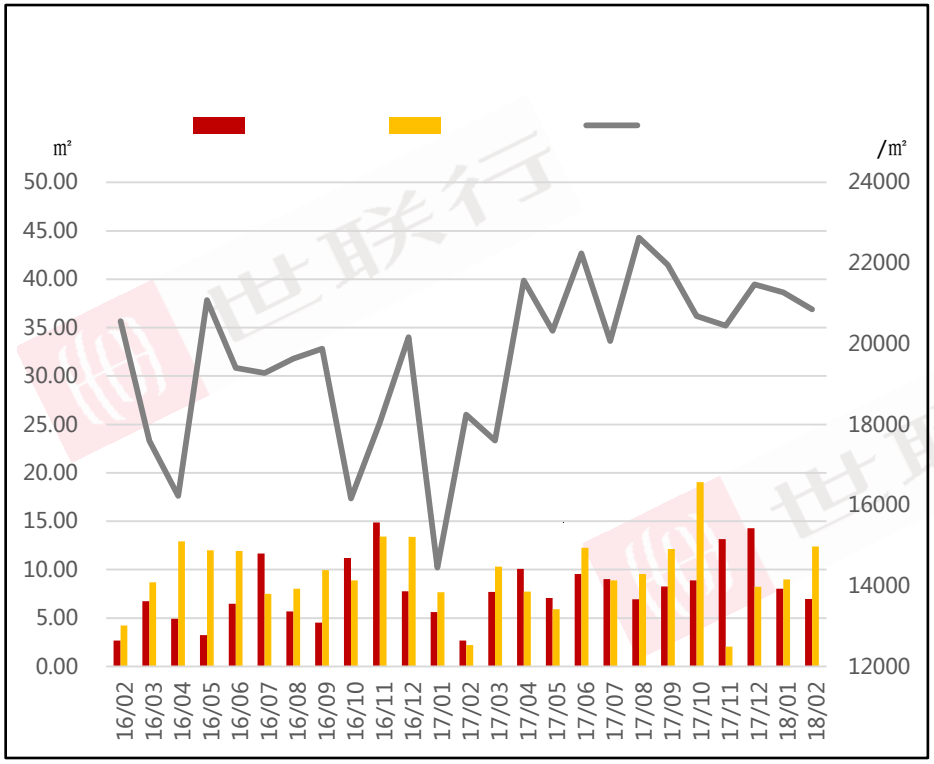

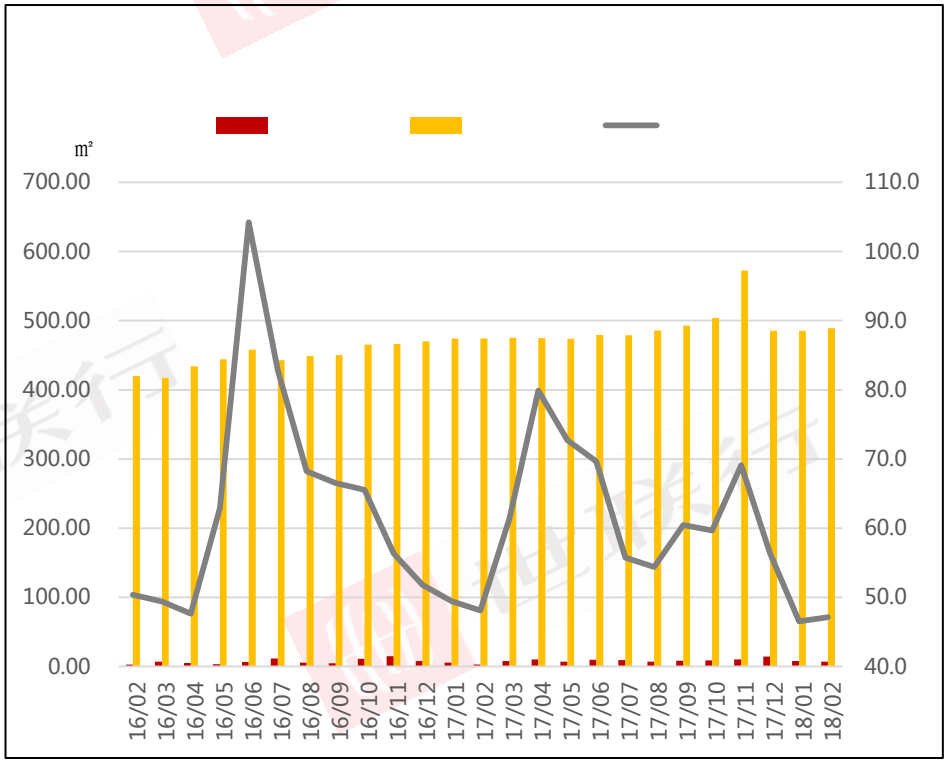

□ 2.85 ㎡ 1.45 ㎡

48.04% 34.30%

□ 5.55 ㎡ 2.65 ㎡

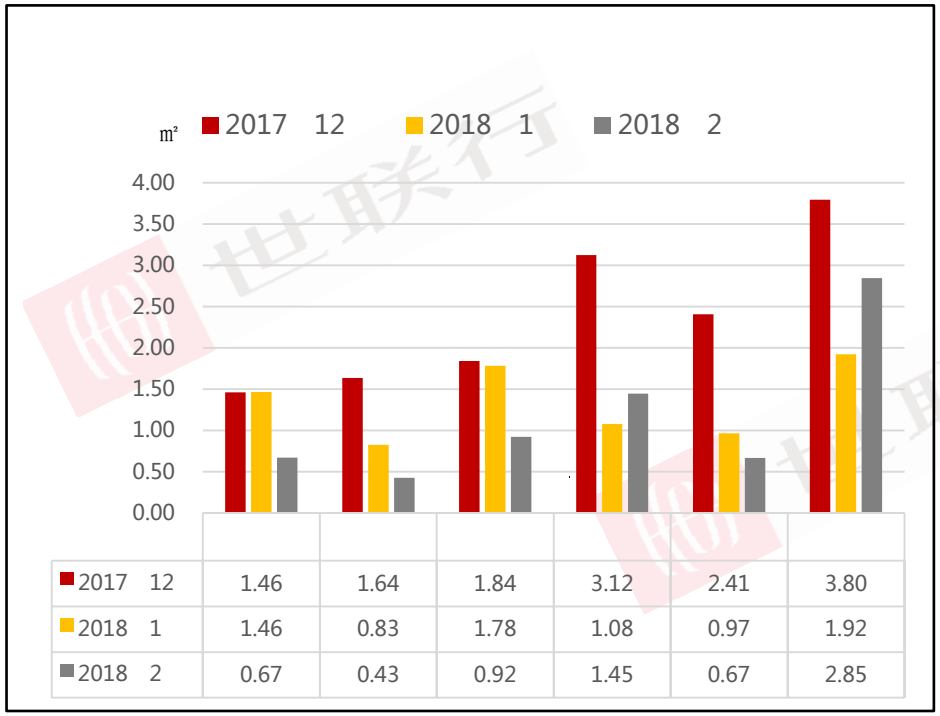

2017 12	1.46	1.64	1.84	3.12	2.41	3.80
2018 1	1.46	0.83	1.78	1.08	0.97	1.92
2018 2	0.67	0.43	0.92	1.45	0.67	2.85

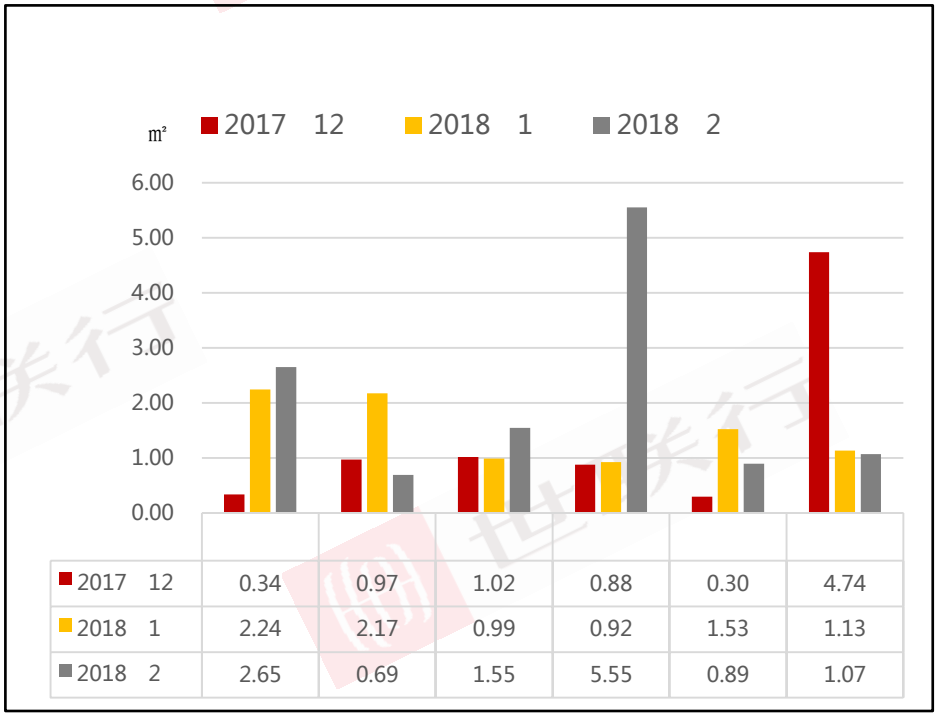

2017 12	0.34	0.97	1.02	0.88	0.30	4.74
2018 1	2.24	2.17	0.99	0.92	1.53	1.13
2018 2	2.65	0.69	1.55	5.55	0.89	1.07

-TOP10

TOP10						
				(㎡)	( )	(/㎡)
1			39	**0.54**	1.98	36454
2			71	**0.38**	2.49	65476
3			62	**0.19**	0.81	42887
4			19	**0.18**	0.89	49085
5			18	**0.16**	0.60	37710
6			18	**0.14**	0.32	22236
7			17	**0.14**	0.72	52741
8			20	**0.13**	-	-
9			18	**0.12**	0.79	66088
10	V		19	**0.12**	0.51	43710

TOP10						
				(㎡)	( )	(/㎡)
1			77	**0.85**	1.82	21457
2			51	**0.74**	0.90	12214
3			27	**0.47**	0.56	12034
4			64	**0.46**	0.37	8011
5			20	**0.27**	0.87	31636
6			12	**0.21**	0.25	11703
7			35	**0.21**	0.72	35000
8			48	**0.21**	0.58	28073
9			21	**0.16**	0.65	41863
10			14	**0.15**	0.80	53509

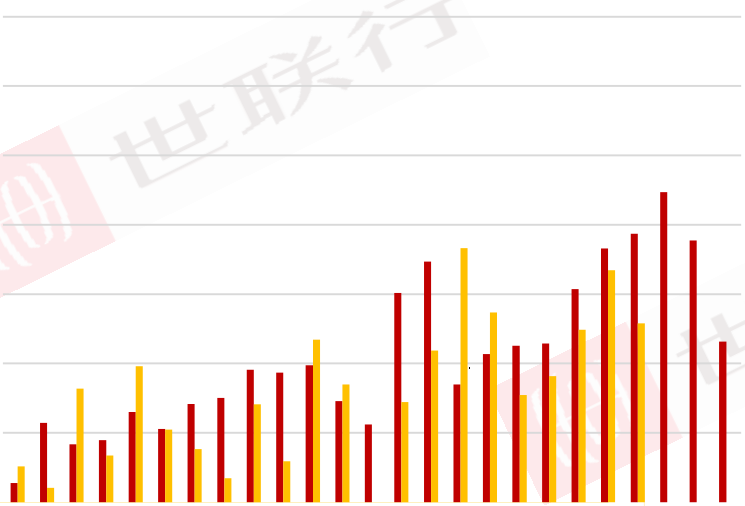

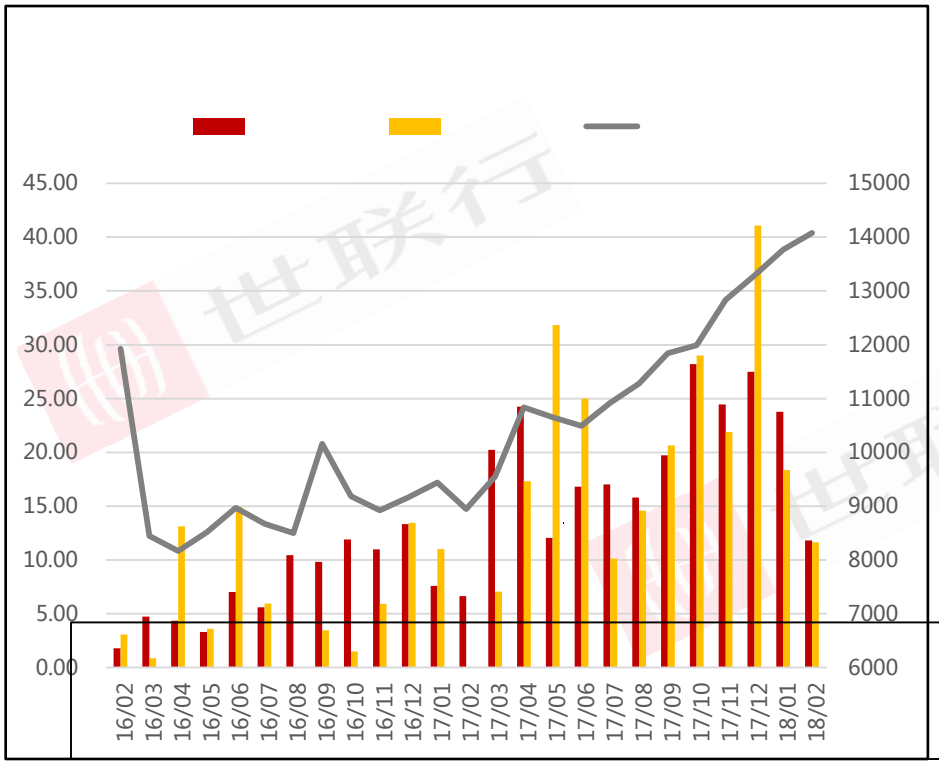
45.00
40.00
35.00
30.00
25.00
20.00
15.00
10.00
5.00
0.00
15000
14000
13000
12000
11000
10000
9000
8000
7000
6000
16/02
16/03
16/04
16/05
16/06
16/07
16/08
16/09
16/10
16/11
16/12
17/01
17/02
17/03
17/04
17/05
17/06
17/07
17/08
17/09
17/10
17/11
17/12
18/01
18/02

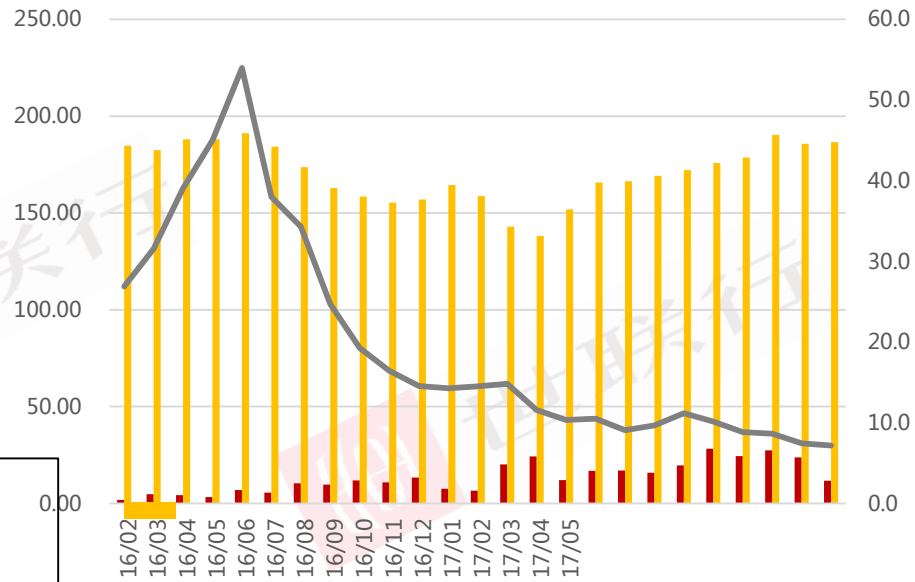
250.00
200.00
150.00
100.00
50.00
0.00
60.0
50.0
40.0
30.0
20.0
10.0
0.0
16/02
16/03
16/04
16/05
16/06
16/07
16/08
16/09
16/10
16/11
16/12
17/01
17/02
17/03
17/04
17/05

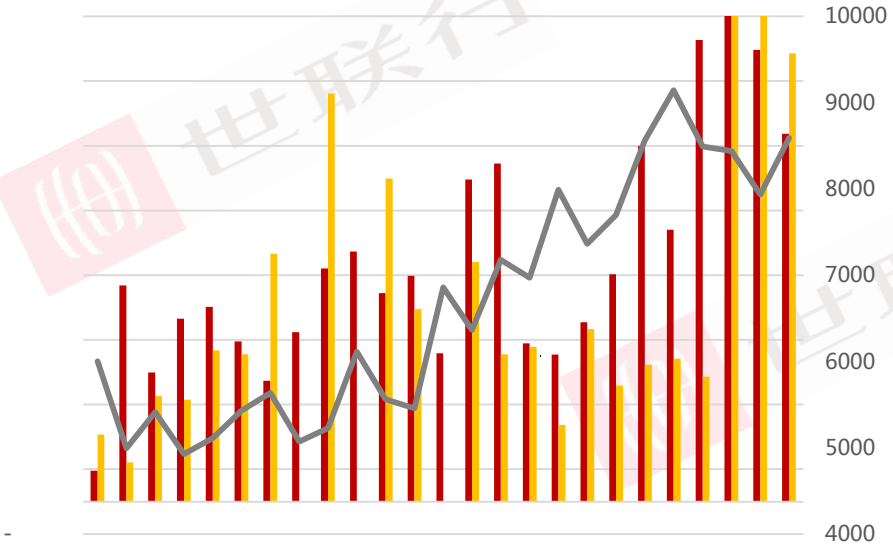
10000
9000
8000
7000
6000
5000
4000
-

□ 3.94 ㎡ 3.54 ㎡

58.90% 8.33%

□ 3.70 ㎡

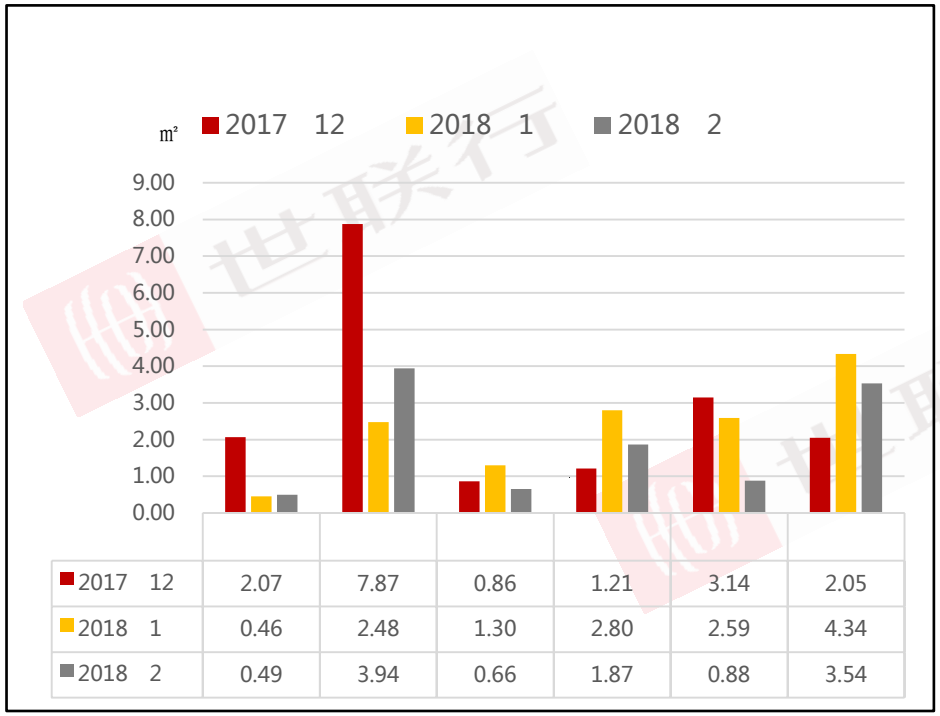

2017 12	2.07	7.87	0.86	1.21	3.14	2.05
2018 1	0.46	2.48	1.30	2.80	2.59	4.34
2018 2	0.49	3.94	0.66	1.87	0.88	3.54

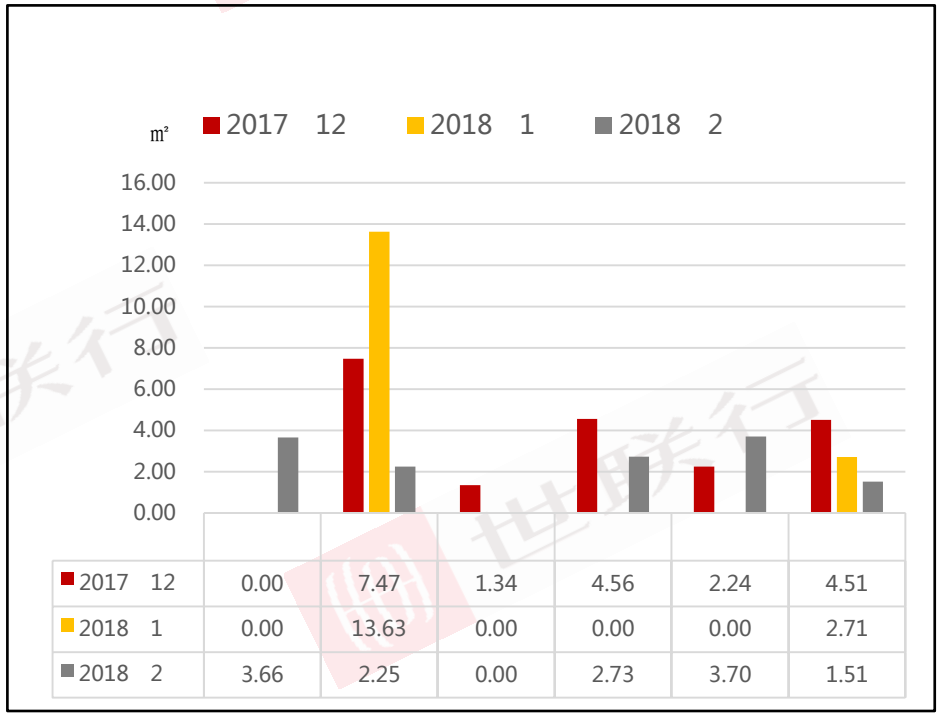

2017 12	0.00	7.47	1.34	4.56	2.24	4.51
2018 1	0.00	13.63	0.00	0.00	0.00	2.71
2018 2	3.66	2.25	0.00	2.73	3.70	1.51

-TOP10

TOP10						
				(㎡)	( )	(/㎡)
1			145	**1.38**	2.77	20000
2			271	**0.84**	1.68	--
3			146	**0.72**	3.58	49455
4			93	**0.71**	3.57	50119
5			88	**0.63**	1.19	18845
6			37	**0.46**	0.81	17664
7			87	**0.43**	1.08	25377
8			89	**0.43**	0.68	16000
9			65	**0.35**	0.60	17164
10			83	**0.34**	0.32	9500

TOP10						
				(㎡)	( )	(/㎡)
1			208	**2.41**	-	-
2			245	**2.27**	1.95	8607
3			119	**1.26**	1.59	12665
4			54	**0.59**	0.46	7906
5			56	**0.47**	0.41	--
6			62	**0.47**	0.39	8273
7			41	**0.40**	0.39	9800
8			47	**0.38**	0.30	7877
9			78	**0.36**	0.27	7686
10			88	**0.33**	0.25	7510

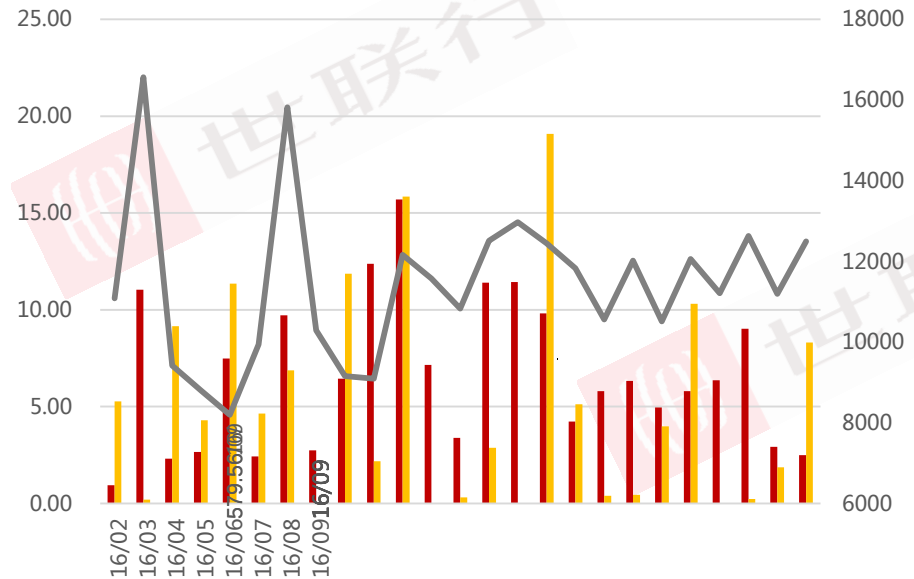
25.00
20.00
15.00
10.00
5.00
0.00
18000
16000
14000
12000
10000
8000
6000
16/02
16/03
16/04
16/05
16/06
16/07
16/08
16/09
16/09

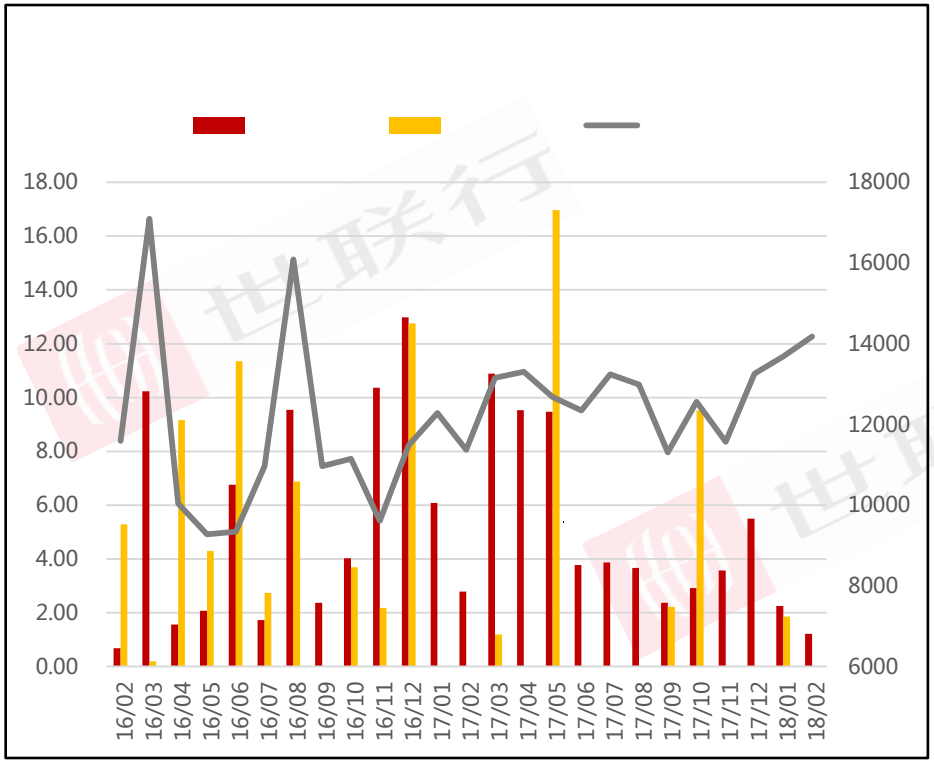
18.00
16.00
14.00
12.00
10.00
8.00
6.00
4.00
2.00
0.00
18000
16000
14000
12000
10000
8000
6000
16/02
16/03
16/04
16/05
16/06
16/07
16/08
16/09
16/10
16/11
16/12
17/01
17/02
17/03
17/04
17/05
17/06
17/07
17/08
17/09
17/10
17/11
17/12
18/01
18/02

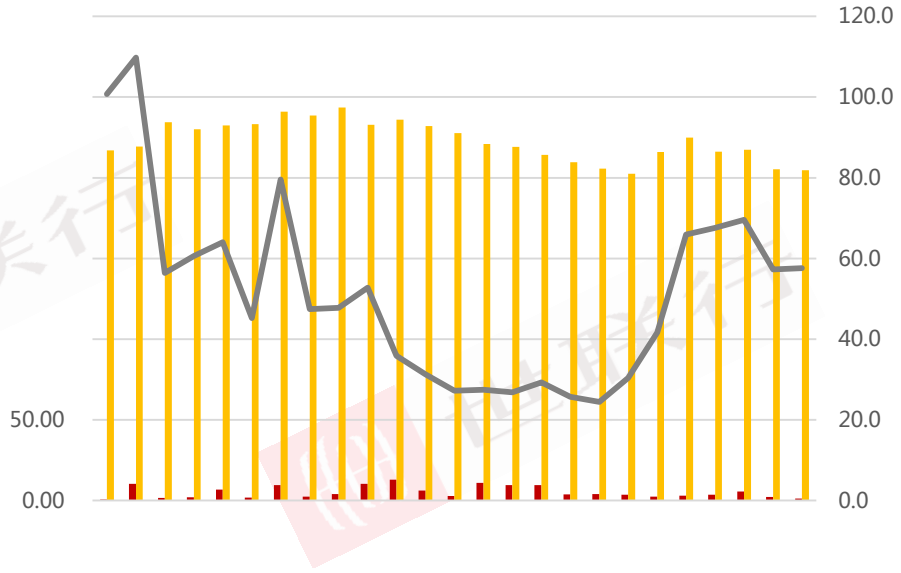
120.0
100.0
80.0
60.0
40.0
20.0
0.0
50.00
0.00

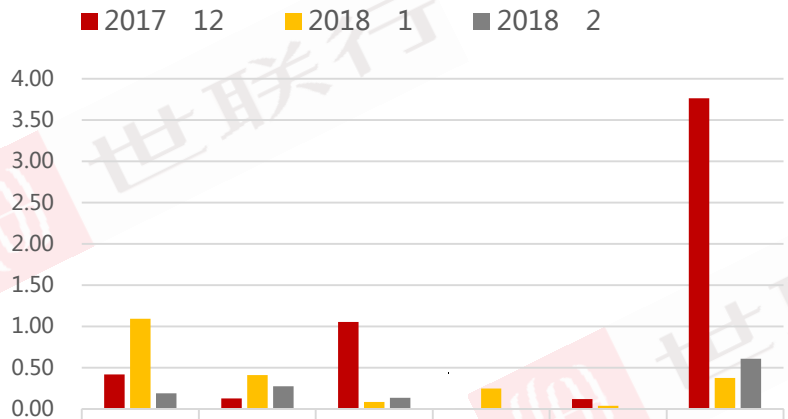

2017 12	0.42	0.13	1.05	0.01	0.12	3.77
2018 1	1.09	0.41	0.09	0.25	0.04	0.38
2018 2	0.19	0.27	0.13	0.01	0.00	0.61

-

□	1.29 ㎡	89.64%	115.41%
□	7621 /㎡	1.82%	13.76%
□	18.9		

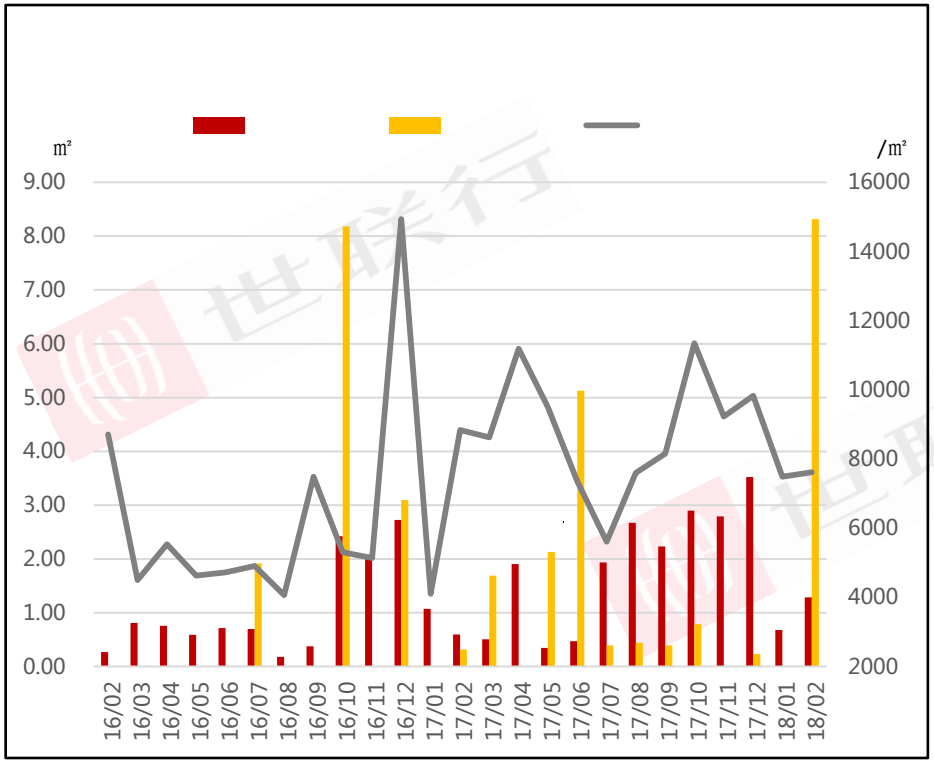

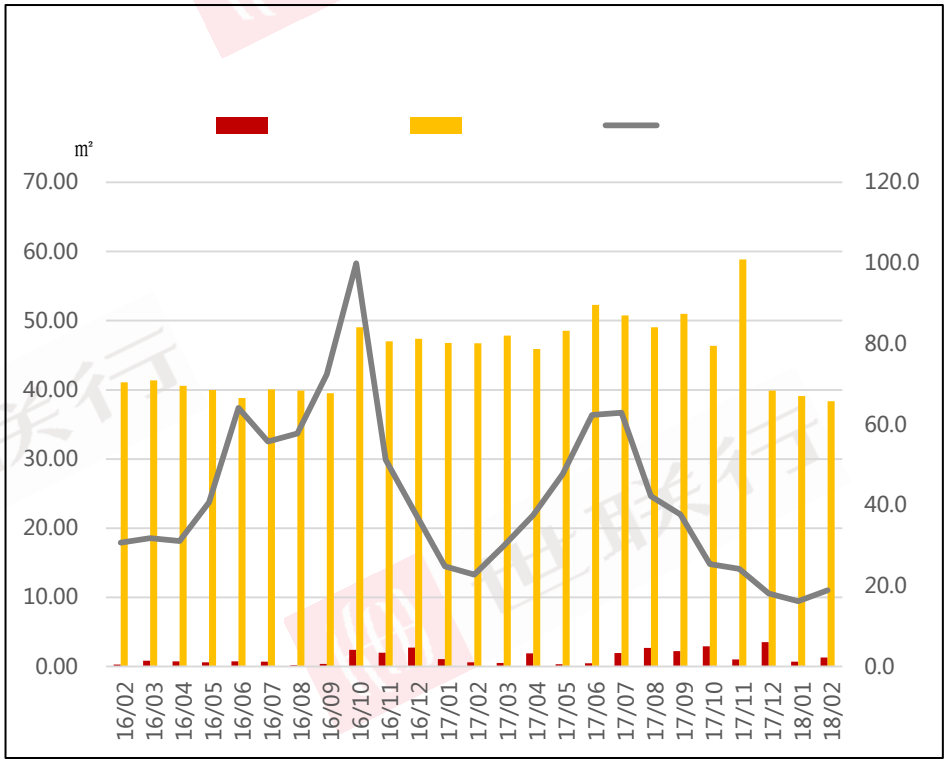

0.46 ㎡ 0.18 ㎡

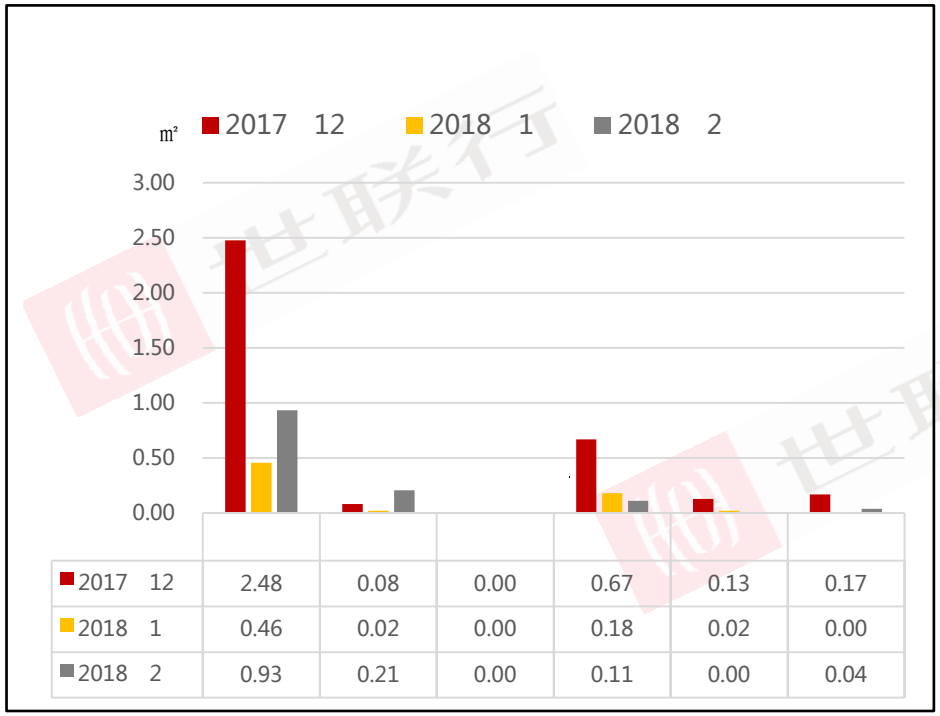

2017	12	2.48	0.08	0.00	0.67	0.13	0.17
2018	1	0.46	0.02	0.00	0.18	0.02	0.00
2018	2	0.93	0.21	0.00	0.11	0.00	0.04

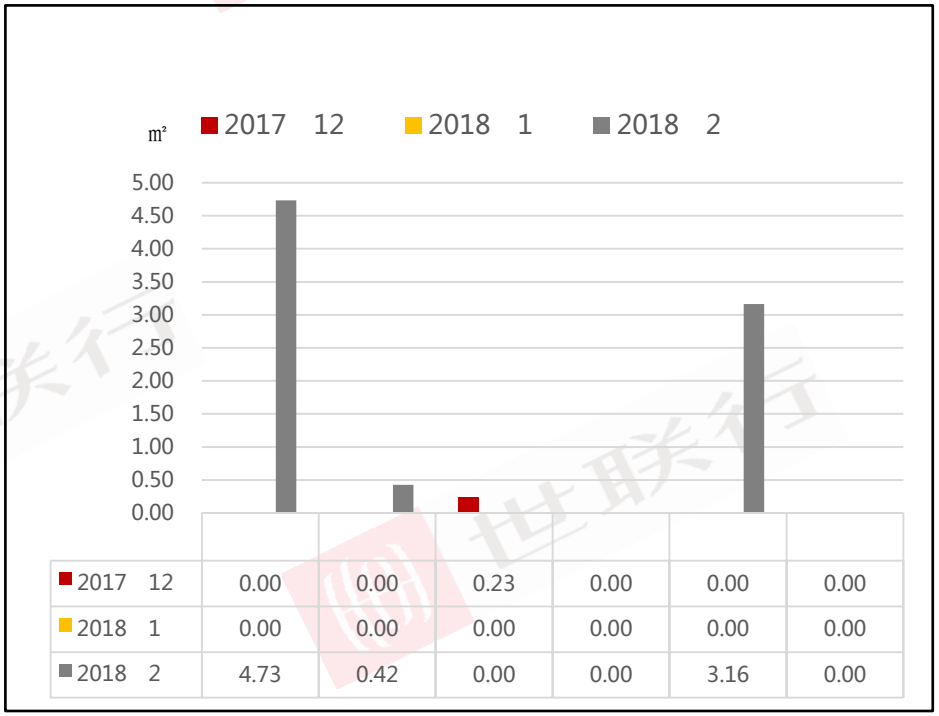

2017	12	0.00	0.00	0.23	0.00	0.00	0.00
2018	1	0.00	0.00	0.00	0.00	0.00	0.00
2018	2	4.73	0.42	0.00	0.00	3.16	0.00

-TOP10

TOP10						
				(㎡)	( )	(/㎡)
1			33	**0.27**	0.30	11023
2			1	**0.23**	0.03	1349
3			12	**0.20**	0.33	16559
4			14	**0.16**	0.31	19729
5			4	**0.10**	0.19	19799
6			2	**0.09**	0.09	10060
7			2	**0.08**	0.17	21475
8			3	**0.04**	0.08	20174
9			3	**0.03**	0.05	15000
10			1	**0.01**	0.02	14532

TOP10						
				(㎡)	( )	(/㎡)
1			10	**0.90**	1.92	21341
2			7	**0.19**	-	-
3			9	**0.06**	0.04	6186
4			5	**0.05**	0.03	6617
5			2	**0.04**	0.02	5125
6			2	**0.03**	0.04	12012
7			1	**0.02**	0.03	13847

					%
		SOHO	2018-02-07	81	100
		SOHO	2018-02-05	259	57.14
		SOHO	2018-02-02	378	90.48
		SOHO	2018-02-02	222	76.58
			2018-02-01	23	52.17