2019

2019

2019 7

/Contents

01

02

03

04

05

PART 1

1 23

2019

3.15%

15

1 2

2 22

1 4

1

2019 5

1 21

2 15

3 5

2019

3 12

4 12

4 8

300 -500

4 19

4 17

2019

5 15

1

4 19

2019

5 18

6 5

6

6 17

6 17

1

4

T+1

5
5

1 , ,
, 80%
2

, (
2
, 5

2 18 < > 38

2019 3 15

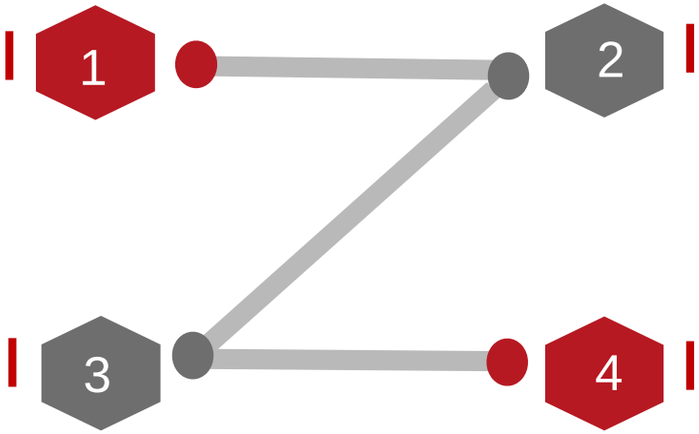

30 9

22

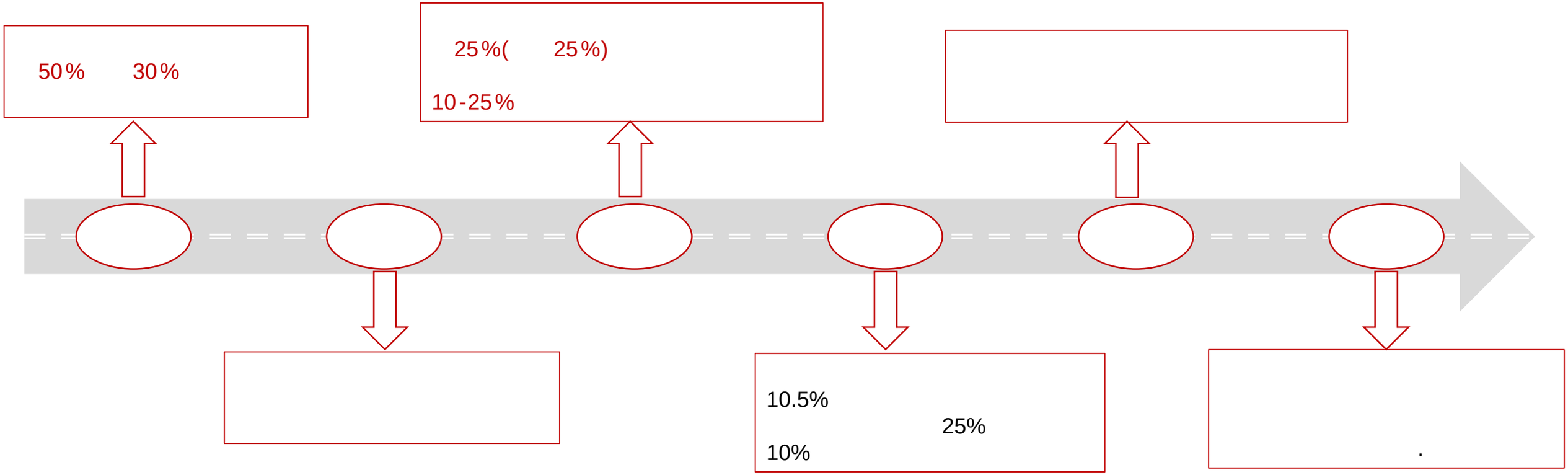
50%
30%
25%(
25%)
10-25%
10.5%
25%
10%
.

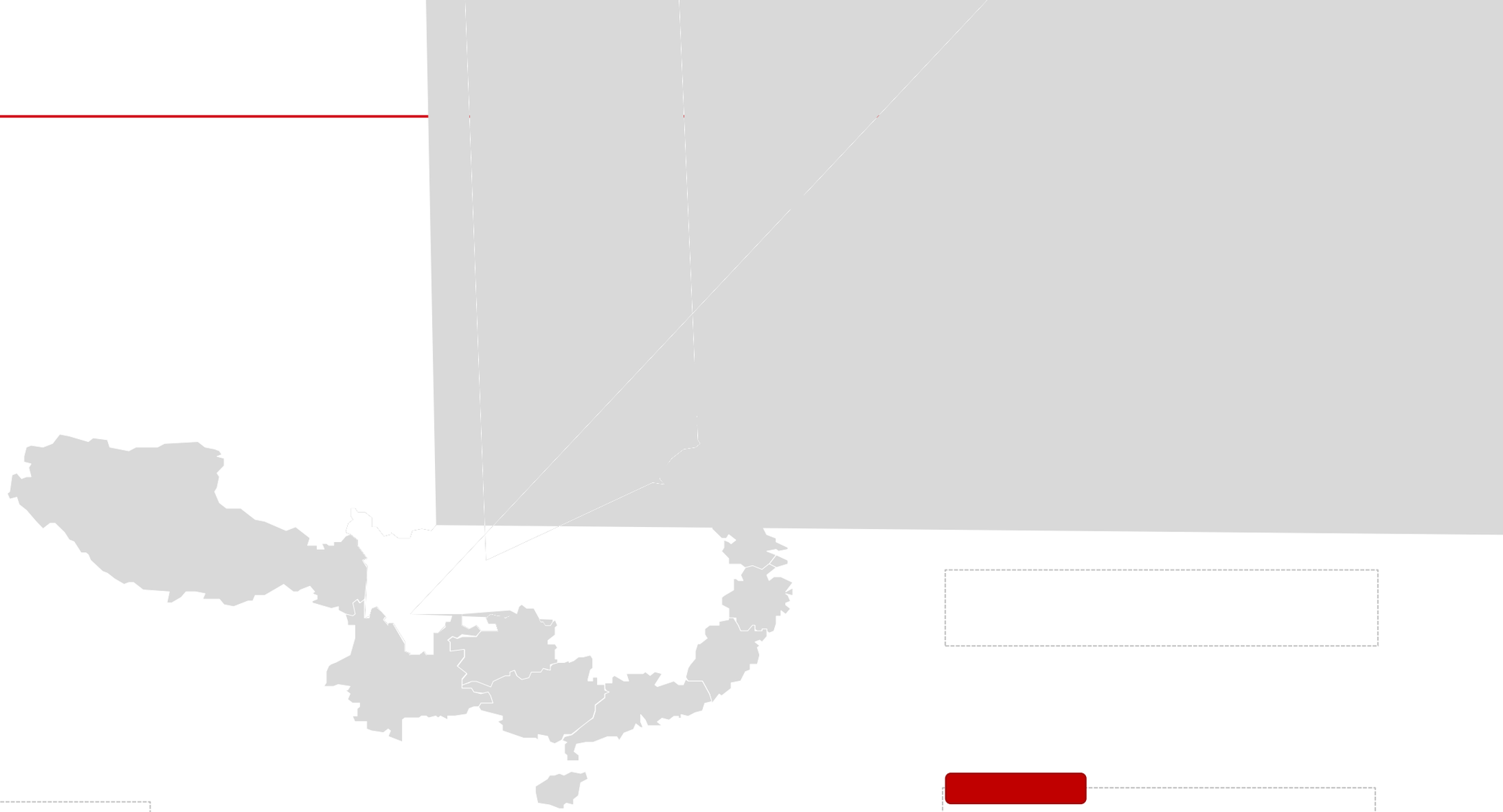

2019 17630 /

2019 1 1 2018 15455 / 17630 /

2019 17630 /

◆

◆

( )

◆

3

0.5% 3 ( ) 4 1%

4 ( ) 1.2%

( )

0.5%

2019	17630 /

2011

5 10 2019 2019

-
-
-
- 2019

-
  -
  -
  -
  -
  -
  -
-
  - 2019 17630 /
  -
  -

PART 2

◆ 2019 101 9670.0 92 8970.9

2016 -2019

		( )	( )		( )	( )
2016	118	19097.0	2506.0	109	15405.7	2252.2
2017	141	21013.2	2957.3	127	18706.0	2593.2
2018	103	13582.5	1728.4	88	12704.9	1613.6
2019	101	9670.0	993.8	92	8970.9	931.5
	463	63362.6	8185.4	416	55787.5	7390.5

2019

		( )	( )		( )	( )
2019	101	9670.0	993.8	92	8970.9	931.5
	68.3%	-7.0%	-23.7%			

23.7%Dû:^

◆ 2019 600.7 59.7% 6449 15.3%
2016 21.8% 2017

2012 -2019

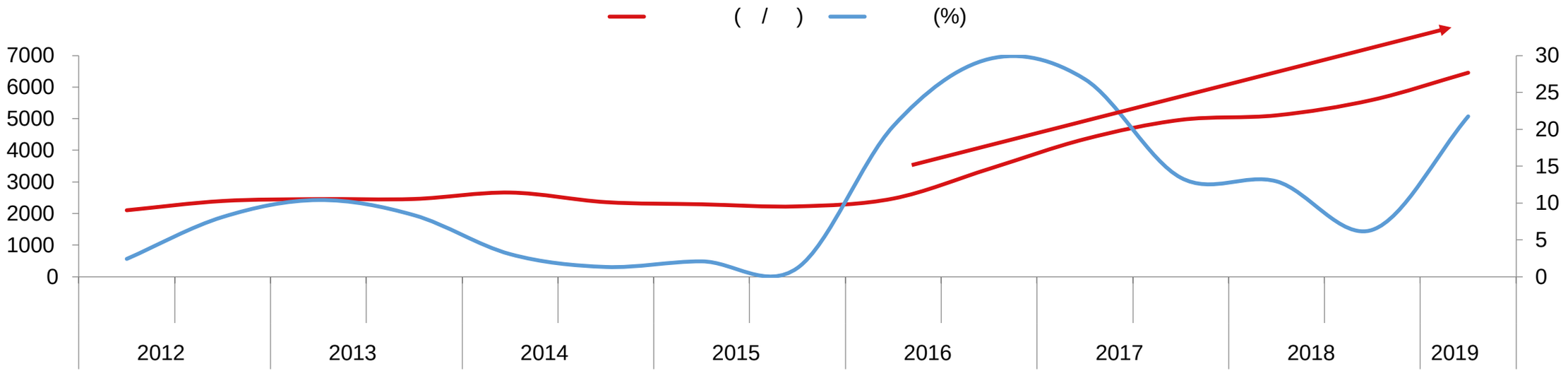

2016 -2019

	(/)	( )	(/)	(%)
2016	460.2	709.0	3148.0	27.4
2017	641.6	1200.3	4628.0	19.9
2018	657.6	835.4	5177.0	11.8
2019	669.6	600.7	6449.0	21.8
	599.7	3345.3	4527.0	19.6

2019

	(/)	( )	(/)	(%)
2018	652.1	697.6	5103.0	12.9
2018	686.8	137.8	5591.0	6.4
2019	669.6	600.7	6449.0	21.8
	2.7%	-13.9%	26.4%	68.1%
	-2.5%	335.9%	15.3%	241.4%

9

2019

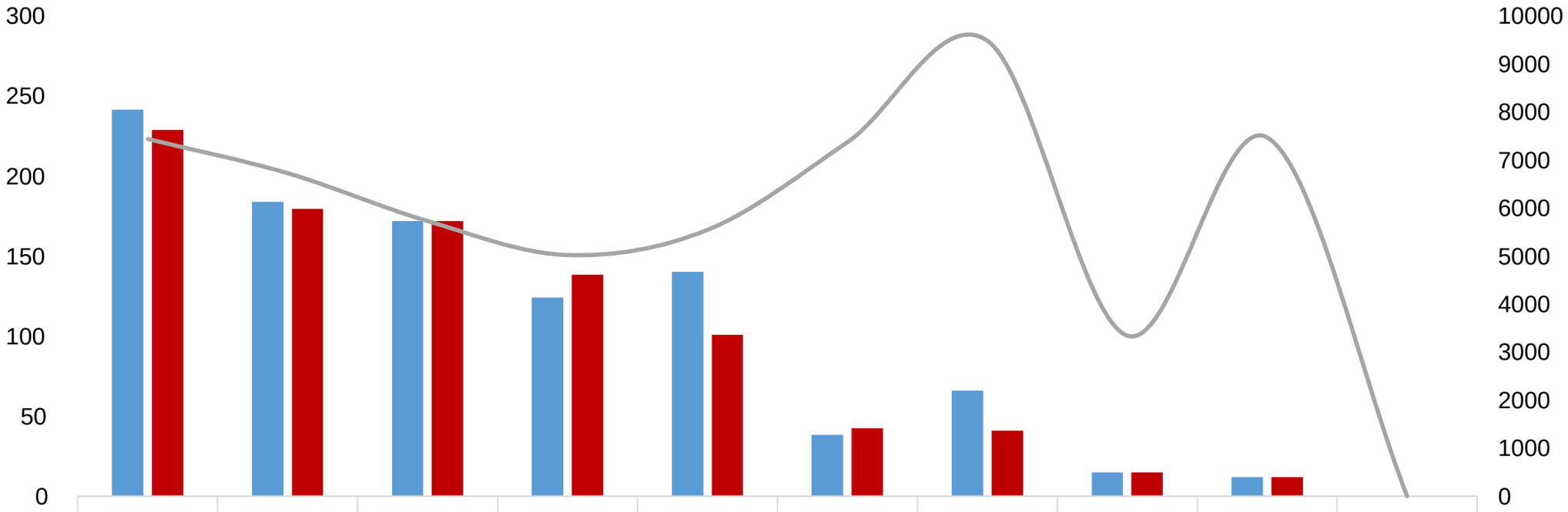

( )	241.5	184.1	172.0	124.1	140.3	38.5	66.2	15.0	12.2	0.0
( )	229.1	179.8	172.0	138.7	101.1	42.6	41.2	15.0	12.2	0.0
(/)	7446	6733	5735	5027	5552	7380	9495	3346	7479	0

- 2019 92 63
  100



63

483

2210

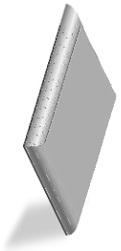

28%

- 2019

10 124

-

2019

			2019		
1		124.0	10	2	4 2 3
2		67.3	7	5	2 -
3		73.8	6	2	(2) 2
4		50.2	5	4	3
5		30.7	3	-	2
6		36.1	3	-	2
7		31.9	2	-	2
8		22.6	2	-	2
9		26.8	2	-	
10		39.3	2	-	
11		18.7	1	-	
12		10.0	1	-	-
		531.5	**44**	**13**	-

:

PART 3

6 2705.3 10 1.8

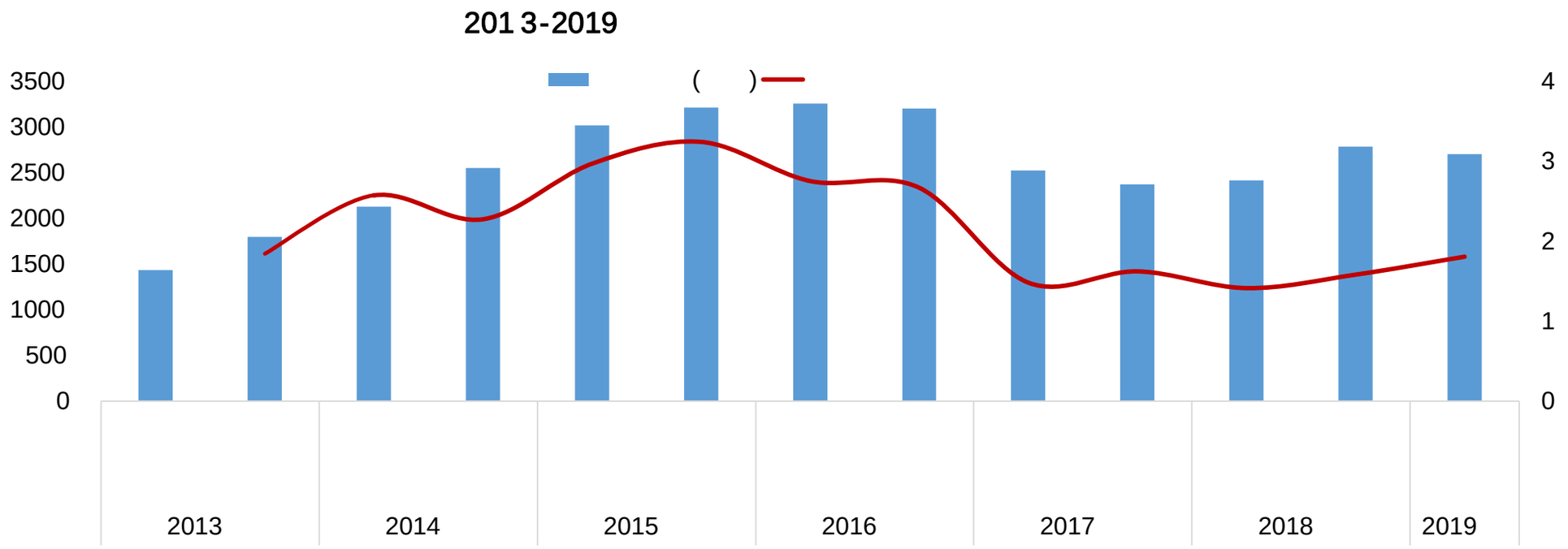

	( )	( )		
2018	2413.1	264.0	9.1	1.4
2018	2781.6	288.7	9.6	1.6
2019	2705.3	271.3	10.0	1.8
	12.1%	2.8%	0.8	-
	-2.7%	-6.0%	0.3	-

200

3111.26 310.94 Tm 0 g 0 G [(3019 4>> BDC q 17.28 12.72 972 405.36 re W* n BT /F2 141. Tf 1 0 0 1 325558 839.77 Tm 2 Tr 0.84113 2w 0 g 0 G 0.01200 [(1

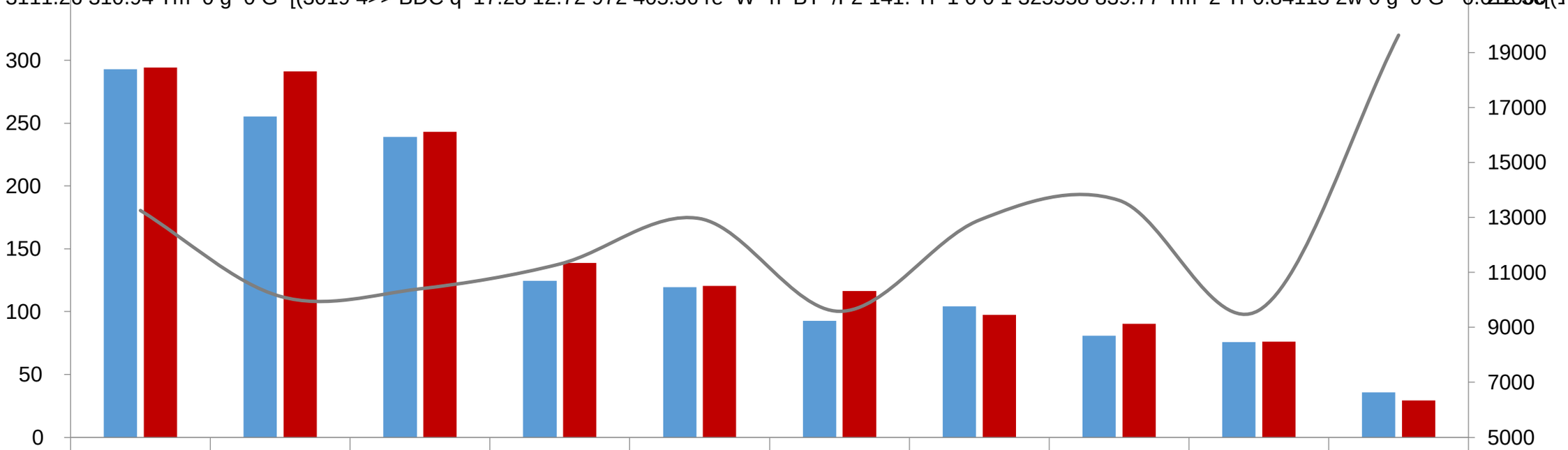

( )	293.1	255.3	239.1	124.7	119.4	92.7	104.2	80.9	75.9	35.7
( )	294.1	291.3	243.2	138.9	120.4	116.4	97.4	90.2	76.1	29.3
(/)	13247	10124	10398	11300	12953	9579	12896	13616	9615	19624

- 87% 4 7
- 2017

201 3-2019

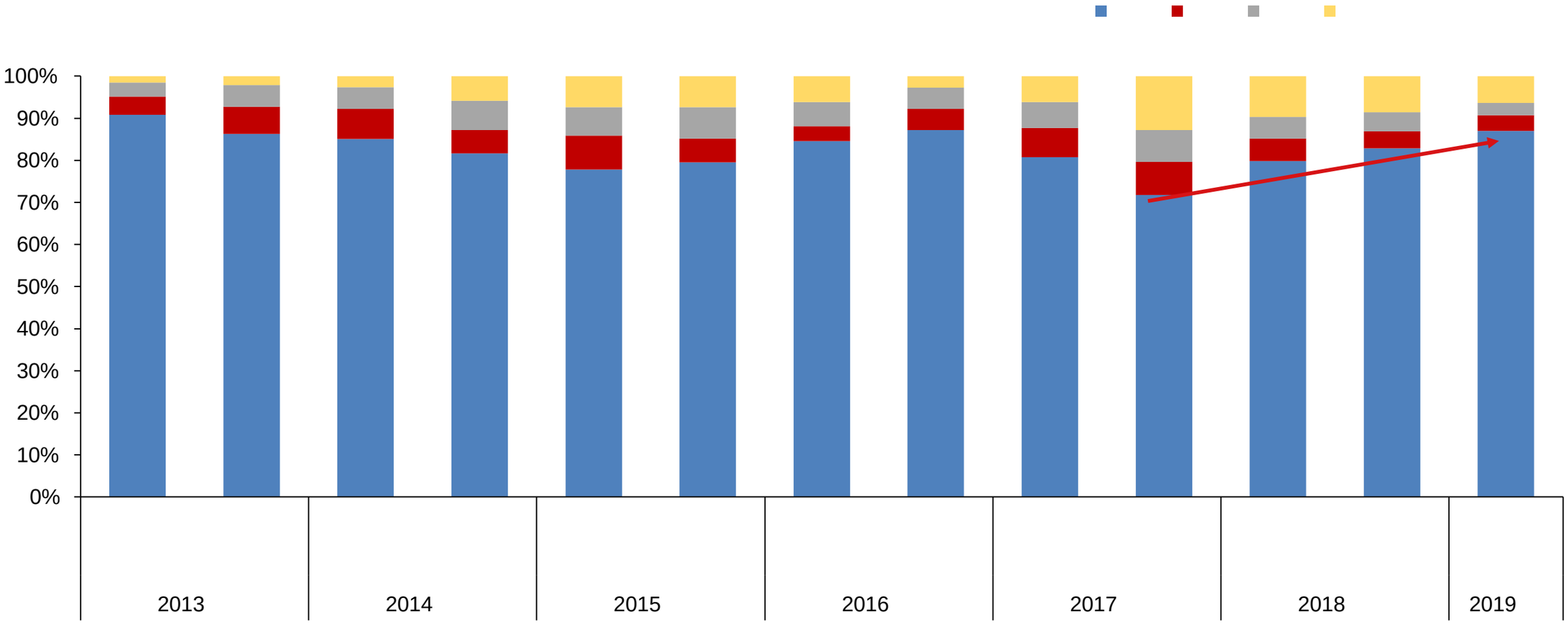

- 2017 2018 2019
  1154.7 35% 10.2% 1299.9 10.4%
- 11974 2013

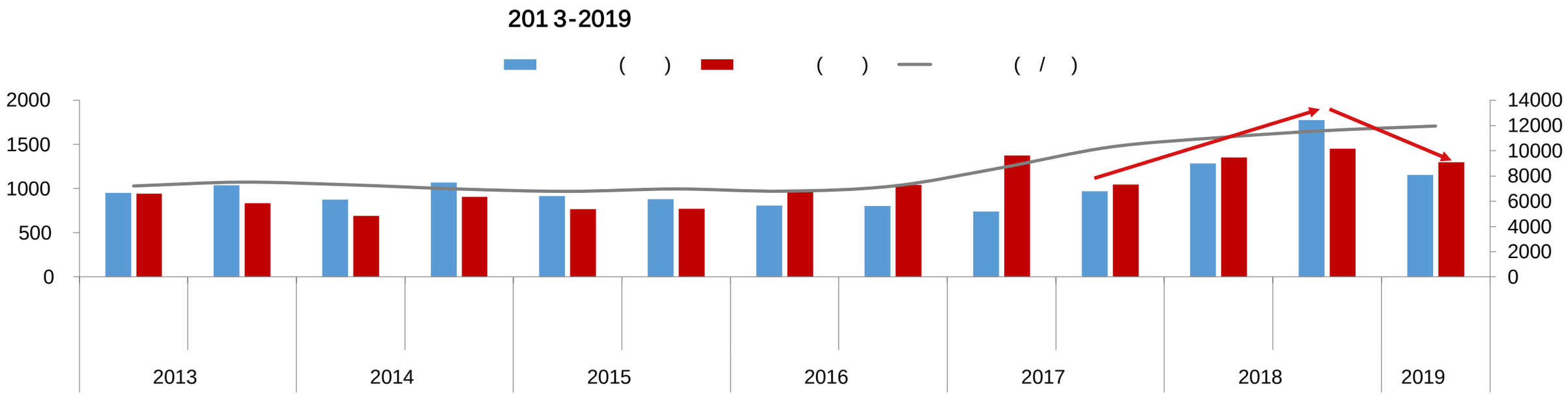

	( )	( )	(/)
2018	1286.1	1353.6	11053
2018	1777.5	1450.9	11617
2019	1154.7	1299.9	11974
	-10.2%	-4.0%	8.3%
	-35.0%	-10.4%	3.1%

-
-
-

200 20.4% 19.3%

21.0% 19.2% 15.5%

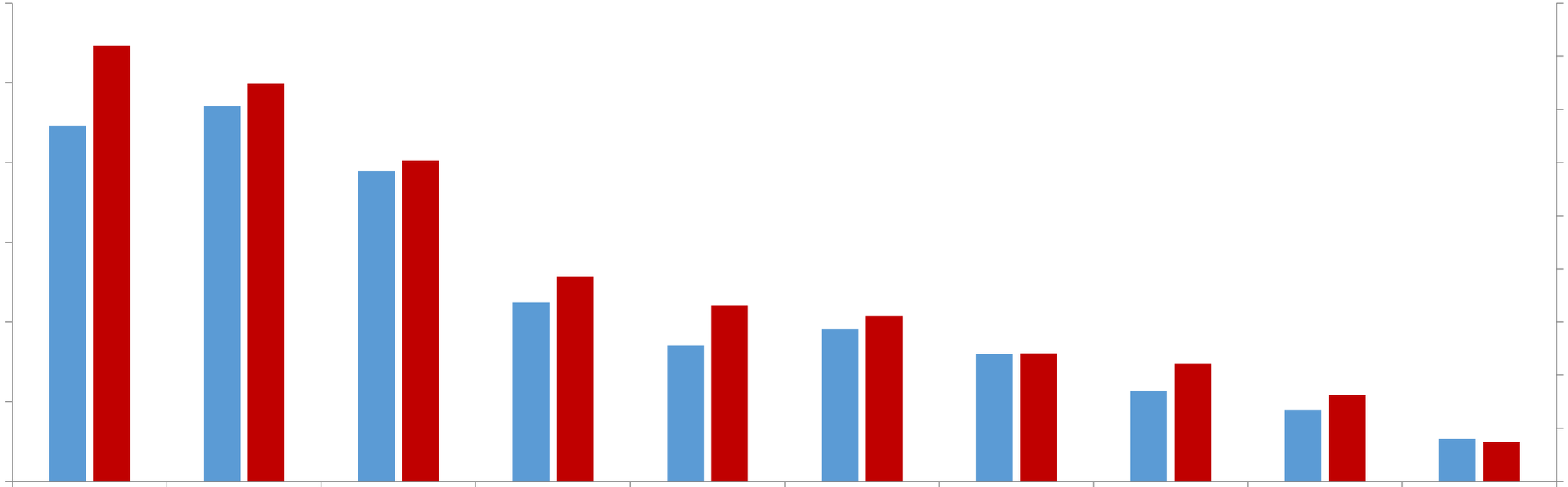

( )	223.2	235.3	194.7	112.3	85.3	95.6	80.0	56.9	45.0	26.5
( )	272.9	249.4	201.2	128.7	110.5	103.9	80.2	74.0	54.3	24.8
(/)	10153	13804	10612	11554	9677	13560	13839	14388	10245	20989

116.9

-

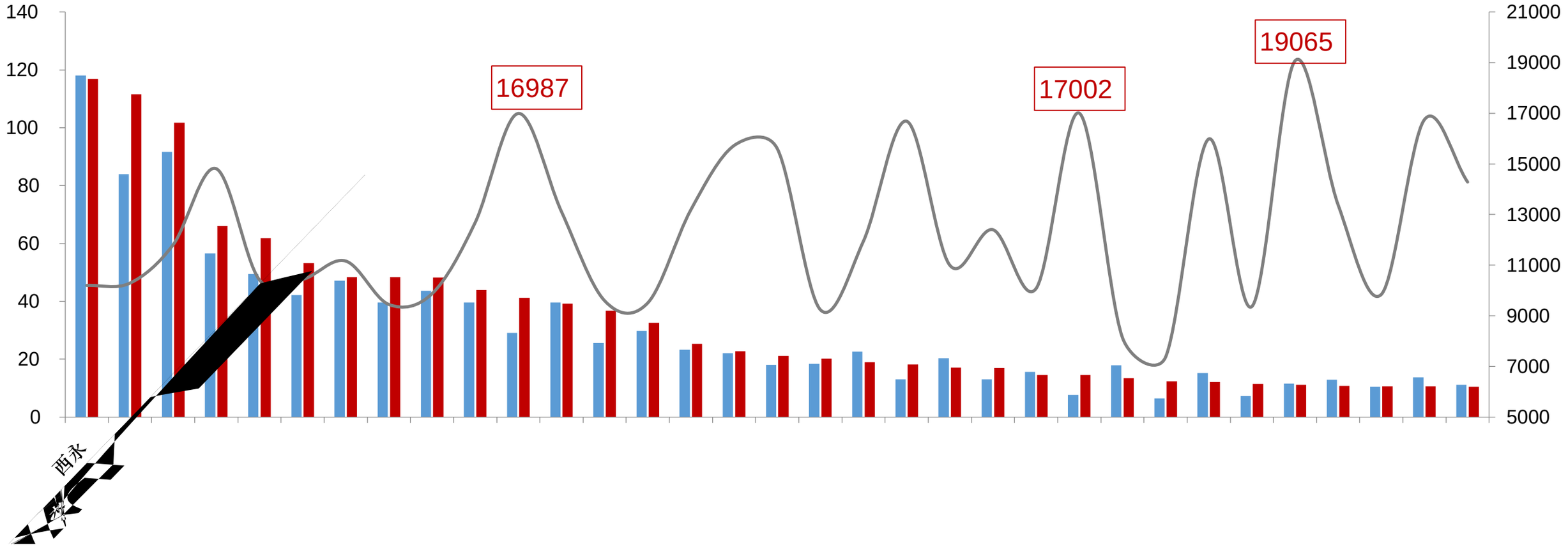
140
120
100
80
60
40
20
0
21000
19000
17000
15000
13000
11000
9000
7000
5000
16987
17002
19065
西永

- 76.5% 3
- 17.1% 2013
- 6.4% 2017

201 3-2019

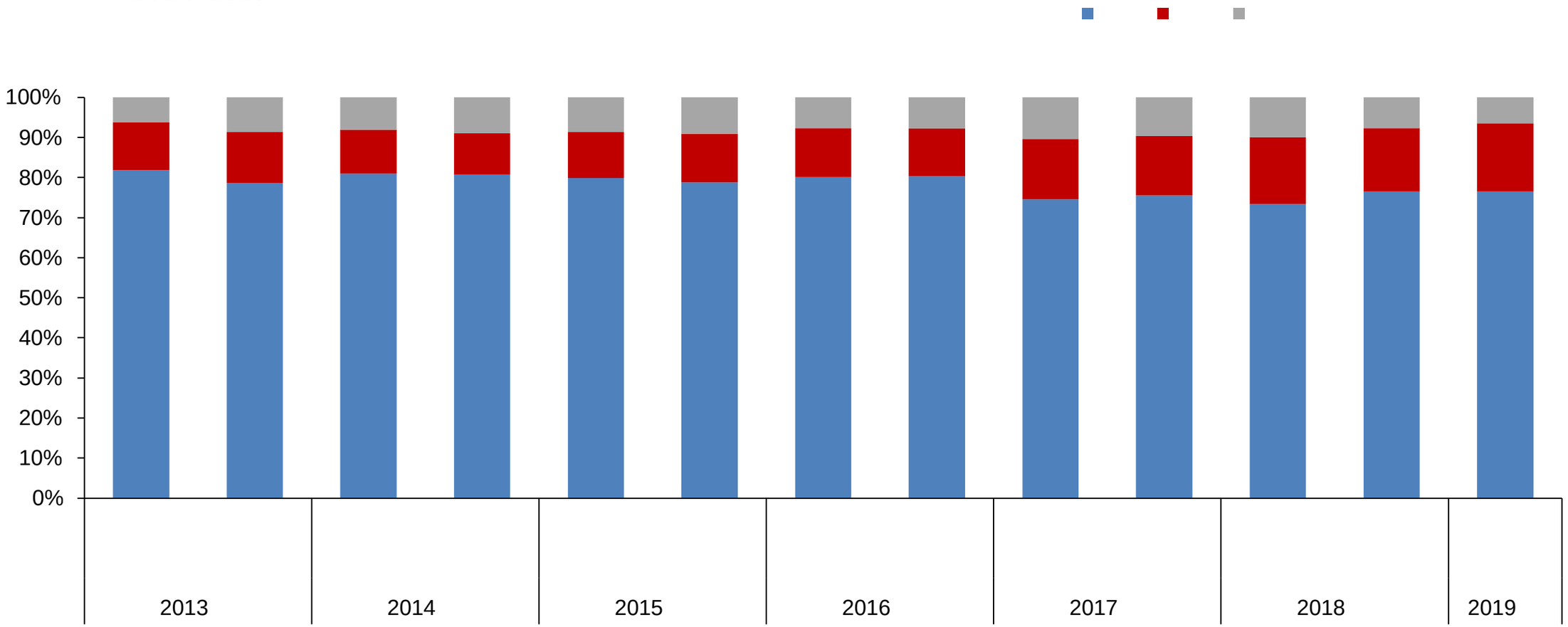

- 866.9 36% 999.4 10.4%
- 11618 3.9% 2016

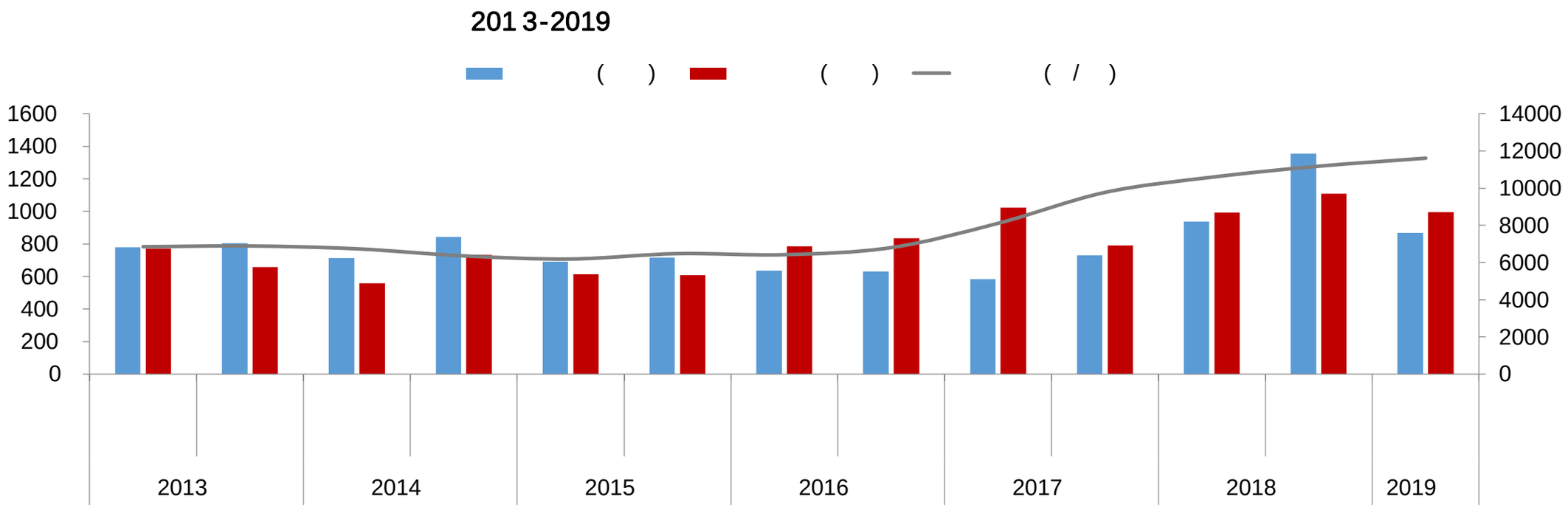

	( )	( )	(/)
2018	936.9	992.6	10592
2018	1355.3	1109.9	11185
2019	866.9	994.4	11618
	-7.5%	0.2%	9.7%
	-36.0%	-10.4%	3.9%

◆ 6 350.8 26.7% 2.0

0.4

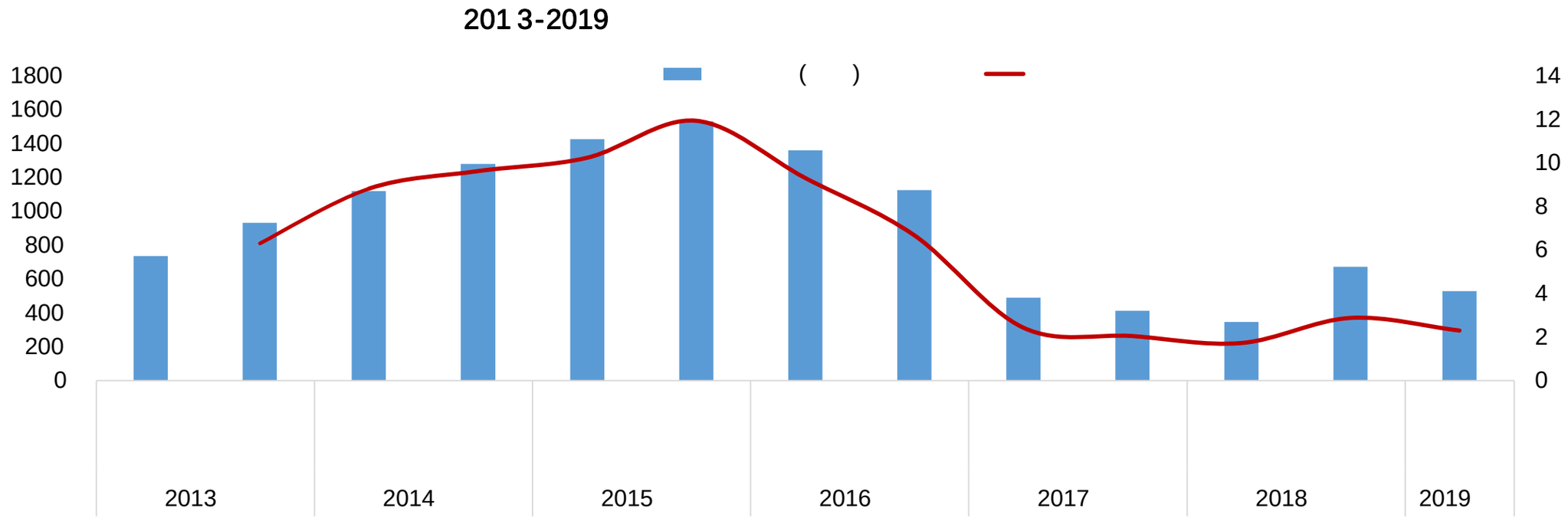

	( )	( )		
2018	232.9	148.7	1.6	0.2
2018	478.3	175.2	2.7	0.4
2019	350.8	175.3	2.0	0.4
	50.6%	17.9%	43.4%	-
	-26.7%	0.1%	-72.9%	-



- 2018 90 2019 90-110
  40.2%
- 2018 2019 80 80-120

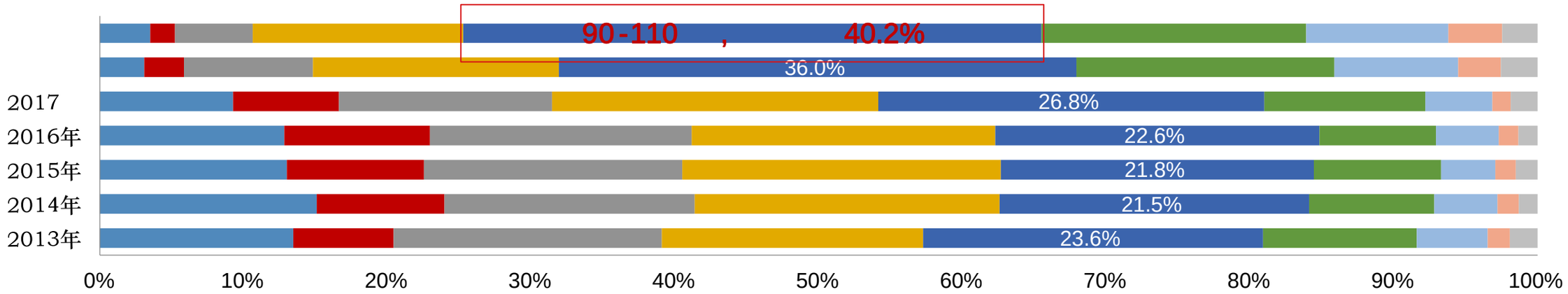

◆ 2019 213.6 26.7% 222.1

12550

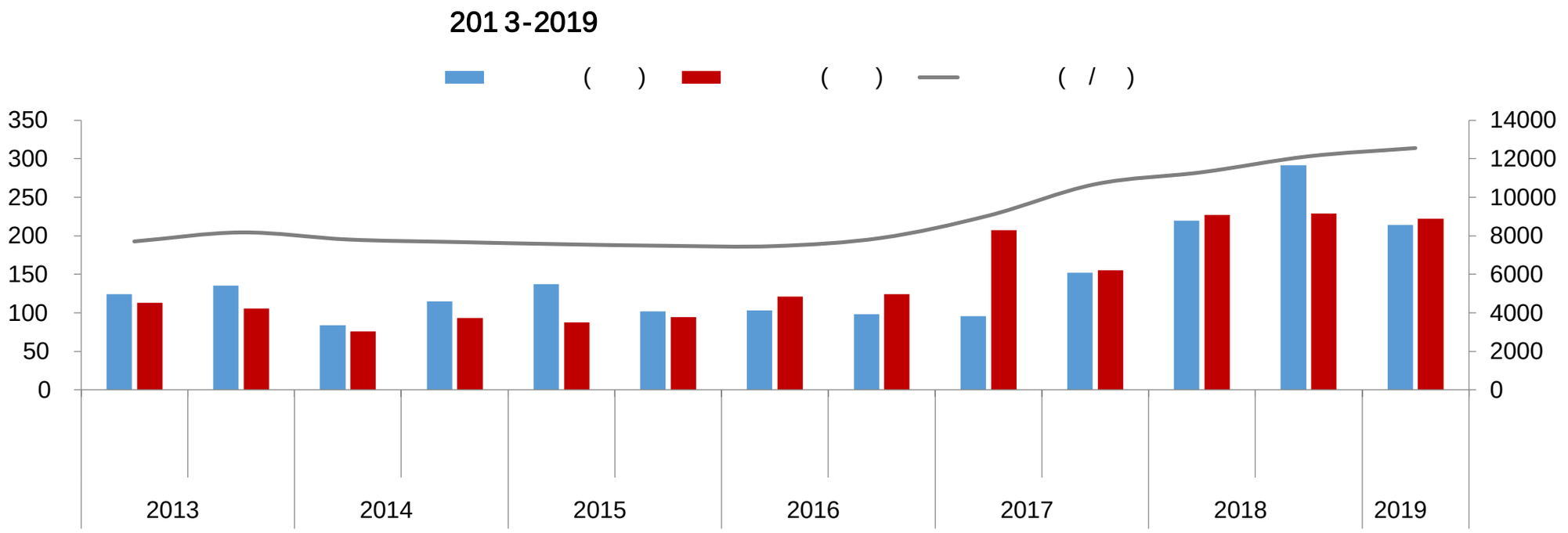

	( )	( )	(/)
2018	219.7	226.7	11293
2018	291.3	229.1	12121
2019	213.6	222.1	12550
	-2.8%	-2.0%	11.1%
	-26.7%	-3.1%	3.5%

3

- 6 109.5 7.1% 2.9 0.5

	( )	( )		
2018	55.8	31.8	1.8	0.2
2018	118.0	38.0	3.1	0.5
2019	109.5	37.6	2.9	0.5
	96.5%	18.1%	116.4%	-

- 51.0
- 20

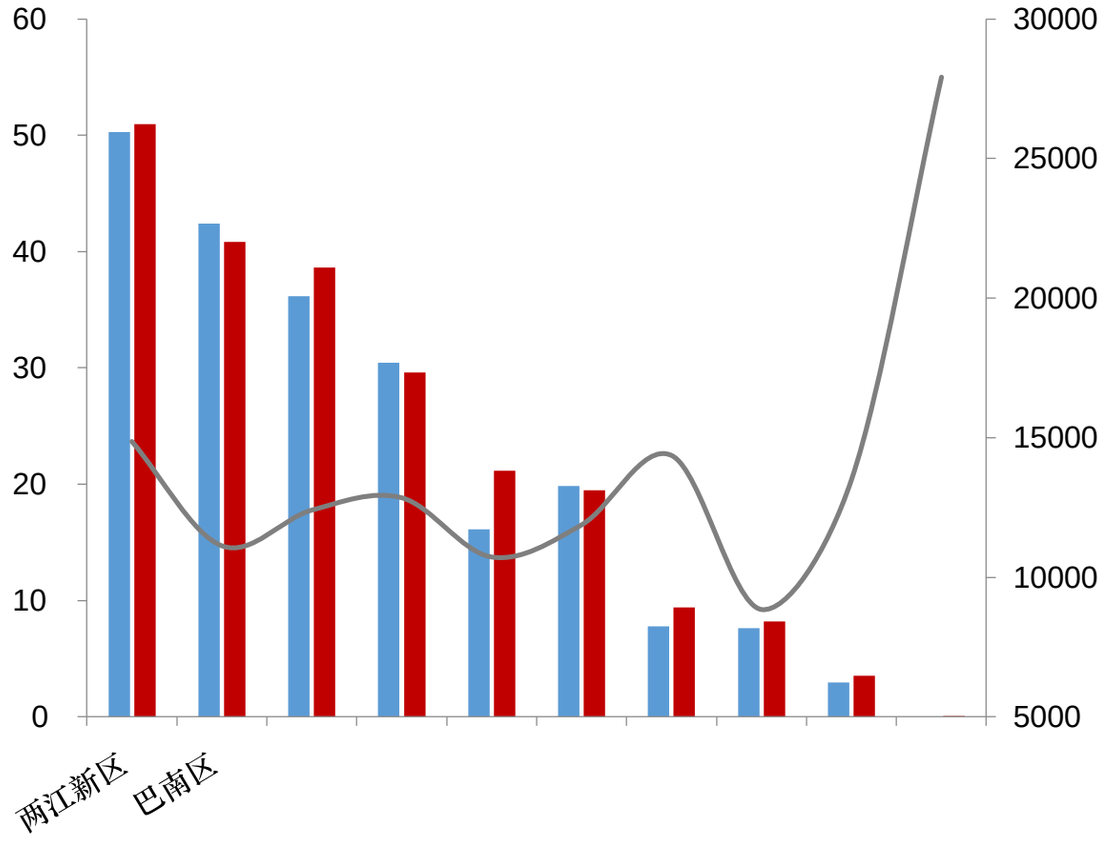

110 - 150 120 - 180

- 2019 110 110 - 150 69.1% 120 - 180

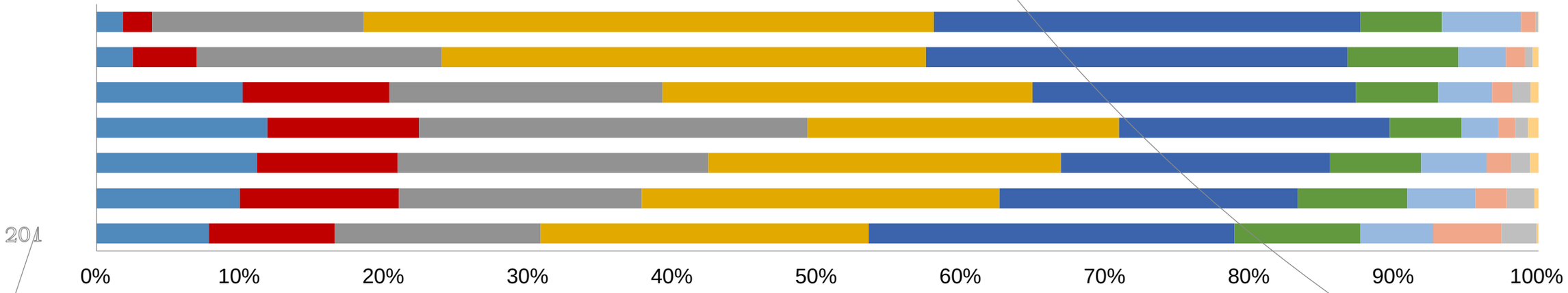

4

◆ 6 65.5 12.4% 4 0.8

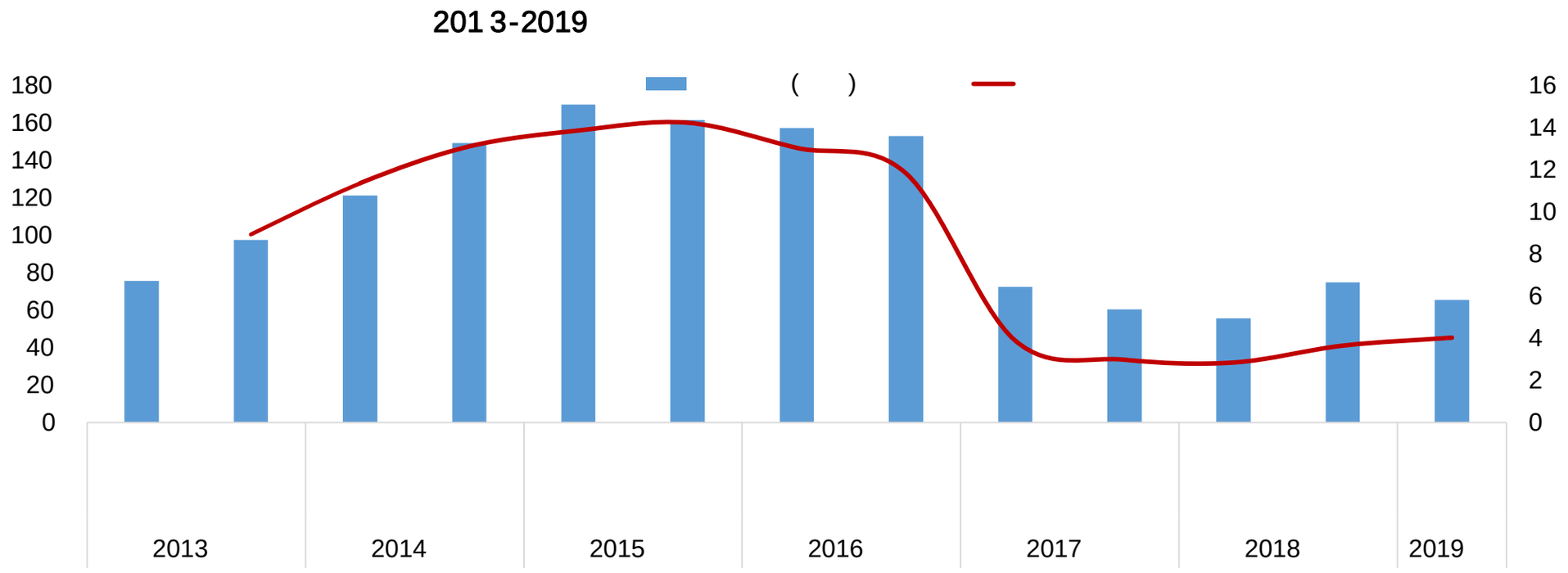

	( )	( )		
2018	55.8	19.6	2.8	0.4
2018	74.8	20.5	3.6	0.7
2019	65.5	16.3	4.0	0.8
	17.4%	-17.0%	118.0%	-
	-12.4%	-20.6%	37.9%	-

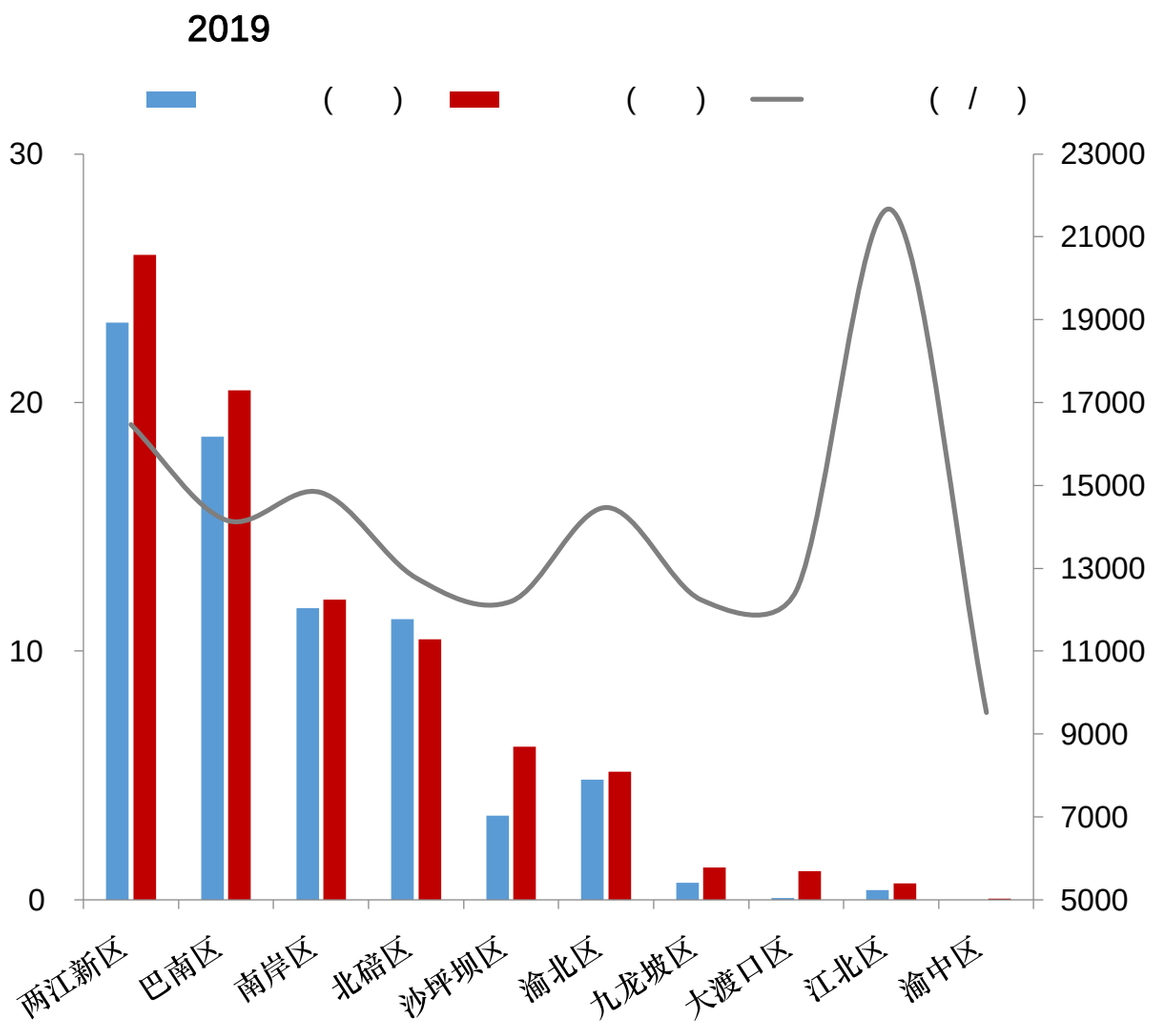
2019
( )
( )
(/)
30
20
10
0
23000
21000
19000
17000
15000
13000
11000
9000
7000
5000
两江新区
巴南区
南岸区
北碚区
沙坪坝区
渝北区
九龙坡区
大渡口区
江北区
渝中区

- 2019 53% 2016
- 2019 2017 2019

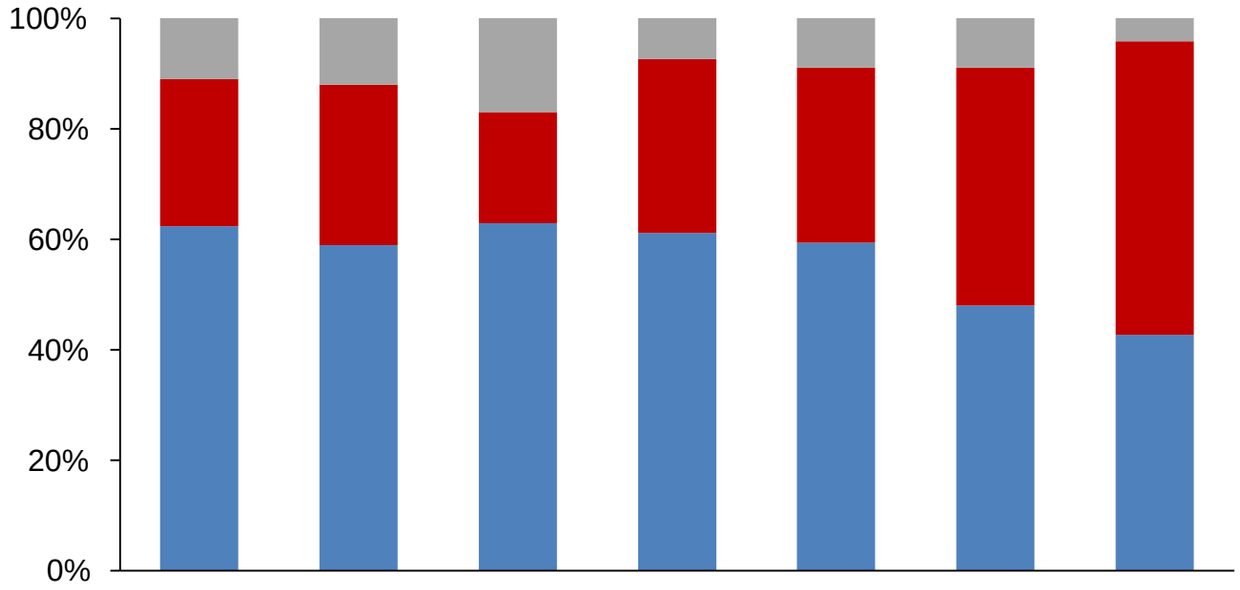

◆ 76.7 10.2% 54.9 21.8% 11068 /

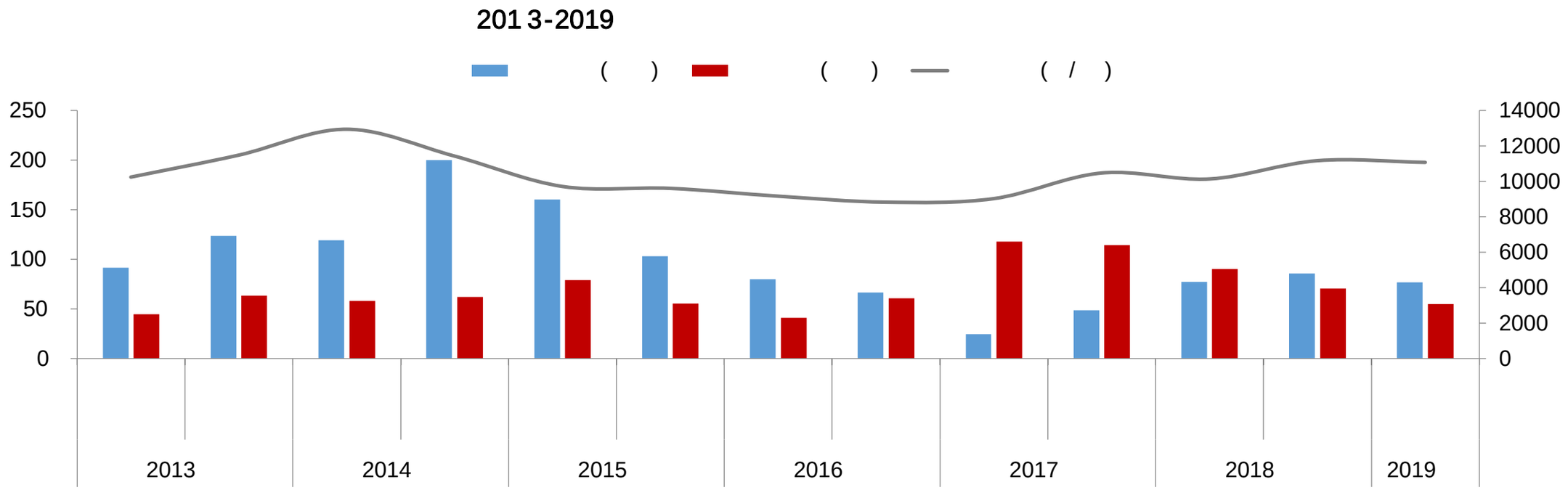

	( )	( )	(/)
2018	77.1	90.2	10133
2018	85.4	70.3	11165
2019	76.7	54.9	11068
	-0.5%	-39.1%	9.2%
	-10.2%	-21.8%	-0.9%

◆ 2018 2019 6 364.8 35 6.6

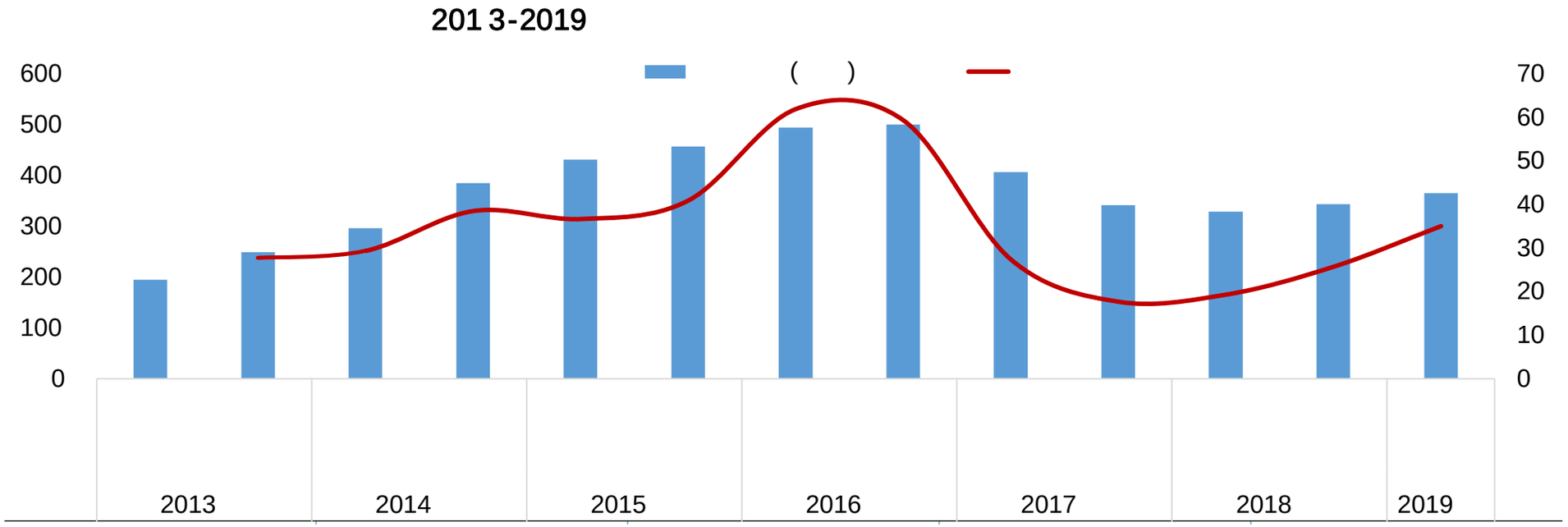

	( )	( )		
2018	327.9	17.0	19.3	3.6
2018	343.1	13.4	25.7	4.9
2019	364.8	10.4	35.0	6.6
	11.3%	-38.7%	81.5%	-
	6.3%	-22.0%	36.3%	-

◆ 2019 81.6% SOHO 37.3 26.8

◆ 236.5

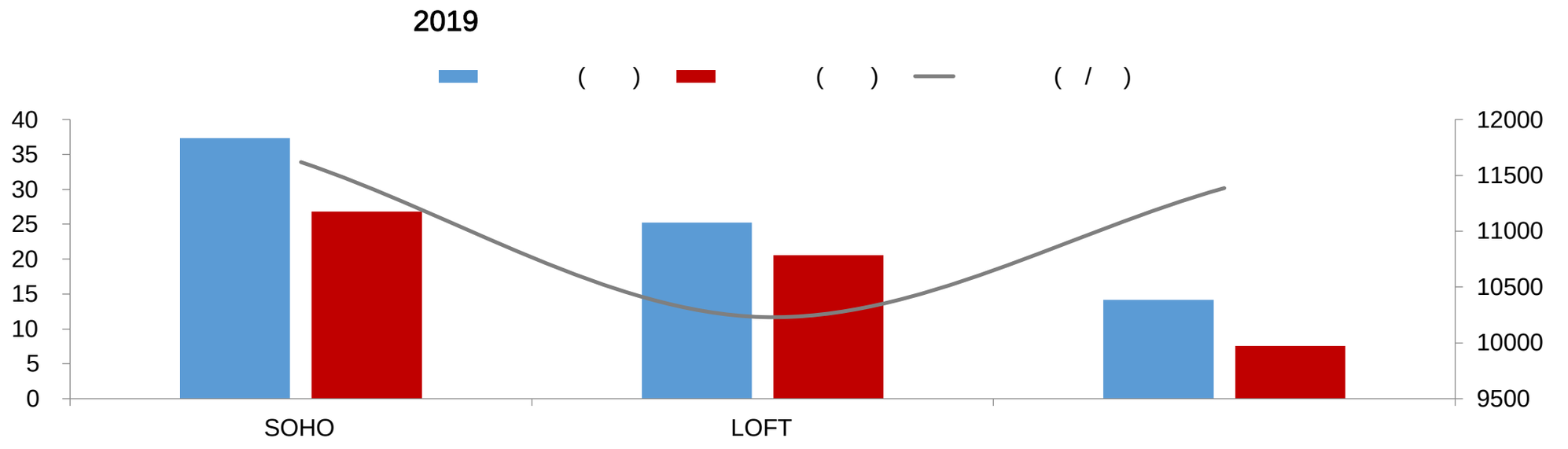

		SOHO	LOFT	
		-5.7%	-8.5%	42.2%
		1.3%	2.5%	-40.9%
		-15.0%	-22.9%	-76.4%
		-22.5%	2.0%	-51.2%
		24.6%	3.9%	2.0%
		0.1%	-0.4%	0.5%
		17.6%	27.2%	6.8%
		14.0%	12.3%	2.9%

2019 SOHO 30-40 30 LOFT 30-40

50

◆ 2019 80.2 43.5 21557

/ 7.6%

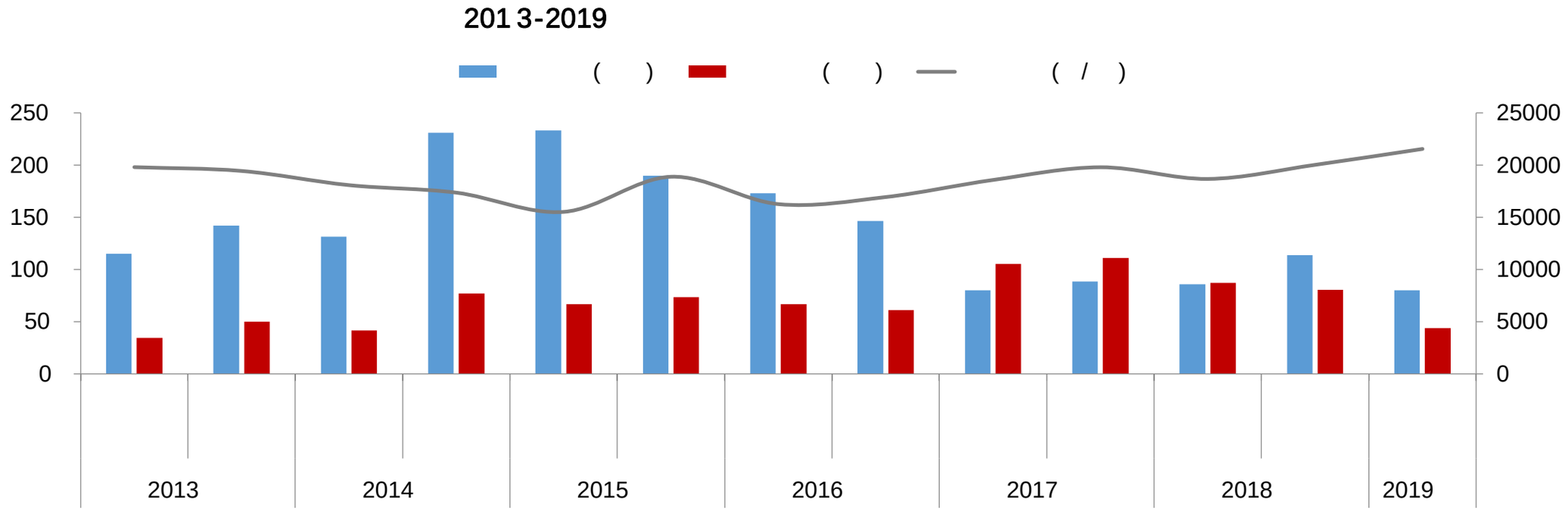

	( )	( )	(/)
2018	85.6	87.2	18673
2018	113.7	80.4	20030
2019	80.2	43.5	21557
	-6%	-50%	15.4%
	-29%	-46%	7.6%

- 723.3
- 70.1 16.6

70

◆ 70 80-180

2019

/	30	30-40	40-50	50-60	60-70	70-80	80-100	100-120	120-150	150-180	180-200	200-250	250-300	300-400	400
30	68	119	145	160	96	73	41	9	5	2	0	1	0	0	0
30-40	24	20	35	60	182	155	229	95	29	4	2	2	0	0	0
40-50	2	11	13	40	56	77	302	254	207	45	4	8	4	1	0
50-60	0	4	12	23	29	47	136	252	330	166	33	11	6	1	0
60-70	0	3	6	10	21	28	79	116	319	266	92	59	7	4	0
70-80	0	3	3	4	12	9	40	50	140	216	99	119	30	13	2
80-100	0	0	0	1	7	11	30	57	82	128	96	192	61	26	5
100-120	0	0	0	0	0	13	67	21	21	27	26	105	82	31	13
120-150	0	0	0	0	0	0	7	7	16	11	3	22	33	46	8
150-180	0	0	0	0	0	0	0	1	0	4	2	5	7	26	9
180-200	0	0	0	1	0	0	1	0	0	0	2	1	0	7	10
200-250	0	0	0	0	0	0	0	0	0	1	4	0	1	4	12
250	0	0	0	0	0	0	0	0	0	0	0	1	0	7	29

70

PART 4

	( )		( ) (
1	67.7	6303	
2	31.9	2768	
3	19.1	1711	
4	18.3	2100	
5	17.0	1440	
6	16.6	1692	
7	15.8	1607	
8	14.6	1418	
9	14.1	1063	
10	13.8	1385	

TOP10

	( )	
1	75512	1642
2	36631	807
3	33003	795
4	32115	648
5	30465	702
6	24009	553
7	19846	600
8	19718	584
9	18240	553
10	17219	270

TOP10

		( )	( )
1		77027	36631
2		51445	32115
3		50202	75512
4		35614	33003
5		29321	17219
6		27504	19718
7		20891	24009
8		19071	30465
9		17085	19846
10	LIVE	15194	15460

TOP10

	(/)	( )
1	32151	1076
2	32091	302
3	22561	471
4	22323	1260
5	21129	965
6	21028	36631
7	20770	678
8	18476	112
9	17659	1601
10	17556	895

TOP10

	( )	
1	24370	420
2	20071	381
3	15024	224
4	10179	89
5	10013	147
6	9444	129
7	9136	168
8	8560	137
9	8553	122
10	8134	147

TOP10

	( )	( )
1	54960	24370
2	43834	20071
3	36334	15024
4	23841	10013
5	22146	9136
6	18778	8134
7	18734	9444
8	18181	8049
9	17453	7821
10	16970	8553

TOP10

	(/)	( )
1	50205	86
2	44591	181
3	41815	1605
4	40165	265
5	36957	2204
6	36795	1297
7	36490	61
8	36299	477
9	35000	243
10	32248	151

TOP10

	( )	( )
1	154.7	147
2	138.0	94
3	131.3	83
4	117.2	103
5	73.3	54
6	44.0	41
7	42.8	34
8	27.1	25
9	23.6	19
10	21.9	16

TOP10

	( )	( )
1	77455	36930
2	66505	95208
3	40879	25922
4	35614	33003
5	20232	19294
6	19071	30465
7	18610	17369
8	17085	19846
9	14860	12150
10	13911	8577

TOP10

	( )	( )
1	210405	91068
2	80905	36362
3	63238	31670
4	42066	19601
5	38126	18282
6	25553	10107
7	23910	12304
8	22049	11440
9	18087	7770
10	16722	8043

◆ 2019 2000 68.2% 2018

21.9% 2018 6.3%

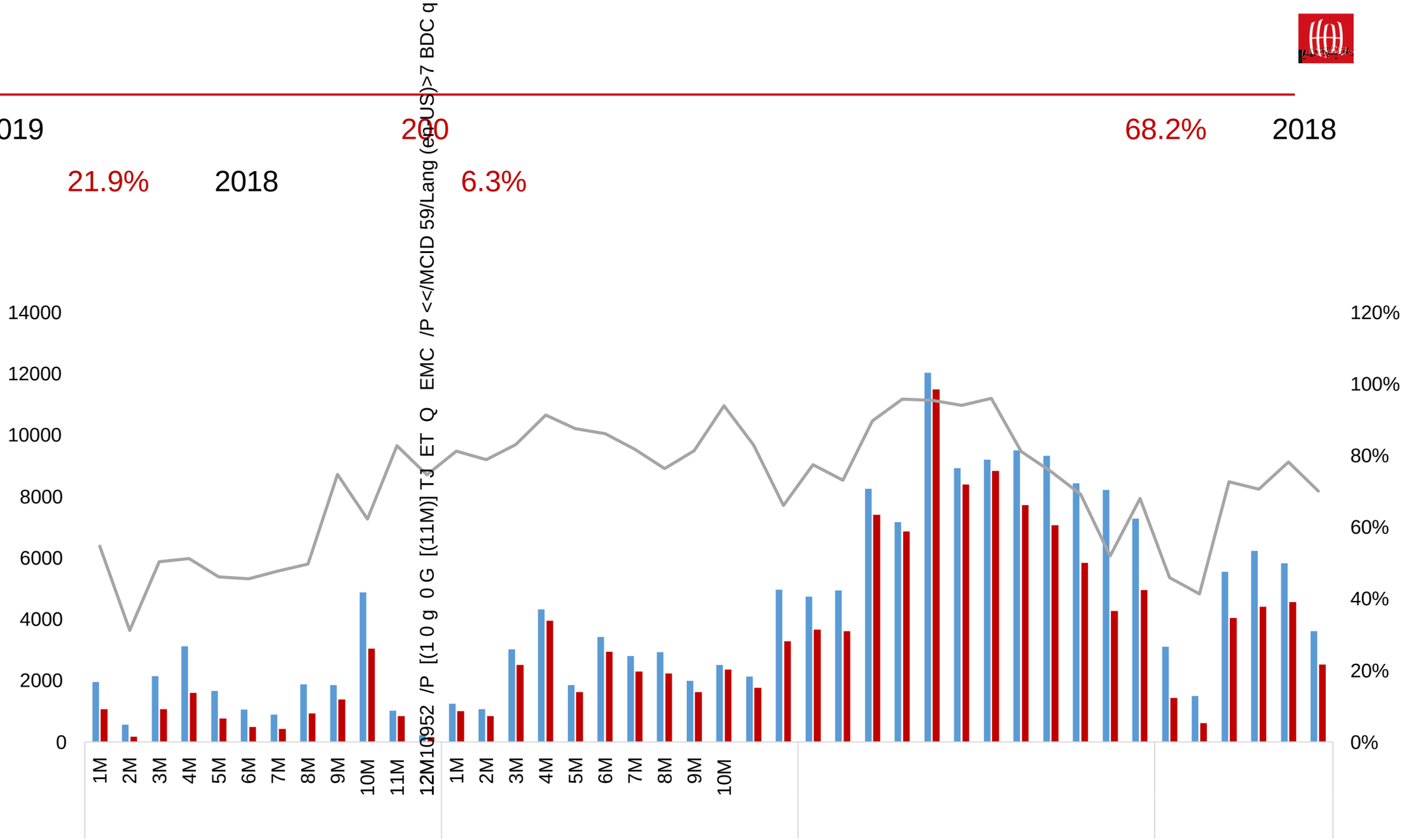

PART 5

-
-
-
-
-

2019

THE END!

THANKS FOR YOUR READING!